


ATTACHMENT 4 - PR26 CDBG FINANCIAL SUMMARY

ATTACHMENT 4_PR26 CDBG FINANCIAL SUMMARY



U.S. Department of Housing and Urban Development
Integrated Disbursement and Information System
PR26 - CDBG Financial Summary Report
Program Year 2017
GARY, IN

PAGE 114

PART II: SUMMARY OF CDBG RESOURCES

01 UNEXPENDED CDBG FUNDS AT END OF PREVIOUS PROGRAM YEAR	4,079,583.33
02 ENTITLEMENT GRANT	3,025,987.00
03 SURPLUS URBAN RENEWAL	0.00
04 SECTION 108 GUARANTEED LOAN FUNDS	2,231,000.00
05 CURRENT YEAR PROGRAM INCOME	24,310.90
05a CURRENT YEAR SECTION 108 PROGRAM INCOME (FOR SL TYPE)	0.00
06 FUNDS RETURNED TO THE LINE-OF-CREDIT	0.00
06a FUNDS RETURNED TO THE LOCAL CDBG ACCOUNT	0.00
07 ADJUSTMENT TO COMPUTE TOTAL AVAILABLE	0.00
08 TOTAL AVAILABLE (SUM, LINES 01-07)	9,360,881.23

PART III: SUMMARY OF CDBG EXPENDITURES

09 DISBURSEMENTS OTHER THAN SECTION 108 REPAYMENTS AND PLANNING/ADMINISTRATION	2,076,251.71
10 ADJUSTMENT TO COMPUTE TOTAL AMOUNT SUBJECT TO LOW/MOD BENEFIT	0.00
11 AMOUNT SUBJECT TO LOW/MOD BENEFIT (LINE 09 + LINE 10)	2,076,251.71
12 DISBURSED IN IDIS FOR PLANNING/ADMINISTRATION	592,689.78
13 DISBURSED IN IDIS FOR SECTION 108 REPAYMENTS	2,231,000.00
14 ADJUSTMENT TO COMPUTE TOTAL EXPENDITURES	0.00
15 TOTAL EXPENDITURES (SUM, LINES 11-14)	5,499,941.49
16 UNEXPENDED BALANCE (LINE 08 - LINE 15)	3,860,939.74

PART III: LOW/MOD BENEFIT THIS REPORTING PERIOD

17 EXPENDED FOR LOW/MOD HOUSING IN SPECIAL AREAS	363,815.00
18 EXPENDED FOR LOW/MOD MULT-FAMILY HOUSING	0.00
19 DISBURSED FOR OTHER LOW/MOD ACTIVITIES	2,234,176.03
20 ADJUSTMENT TO COMPUTE TOTAL LOW/MOD CREDIT	(363,815.00)
21 TOTAL LOW/MOD CREDIT (SUM, LINES 17-20)	2,234,176.03
22 PERCENT LOW/MOD CREDIT (LINE 21/LINE 11)	83.46%

LOW/MOD BENEFIT FOR MULTI-YEAR CERTIFICATIONS


23 PROGRAM YEARS (PY) COVERED IN CERTIFICATION	PY: 2016 PY: 2017 PY: 2018
24 CUMULATIVE NET EXPENDITURES SUBJECT TO LOW/MOD BENEFIT CALCULATION	4,314,777.03
25 CUMULATIVE EXPENDITURES BENEFITING LOW/MOD PERSONS	3,929,758.89
26 PERCENT BENEFIT TO LOW/MOD PERSONS (LINE 25/LINE 24)	77.92%

PART IV: PUBLIC SERVICE (PS) CAP CALCULATIONS

27 DISBURSED IN IDIS FOR PUBLIC SERVICES	365,837.85
28 PS UNLIQUIDATED OBLIGATIONS AT END OF CURRENT PROGRAM YEAR	50,177.37
29 PS UNLIQUIDATED OBLIGATIONS AT END OF PREVIOUS PROGRAM YEAR	118,918.02
30 ADJUSTMENT TO COMPUTE TOTAL PS OBLIGATIONS	0.00
31 TOTAL PS OBLIGATIONS (LINE 27 + LINE 28 - LINE 29 + LINE 30)	484,933.24
32 ENTITLEMENT GRANT	3,025,987.00
33 PRIOR YEAR PROGRAM INCOME	23,952.90
34 ADJUSTMENT TO COMPUTE TOTAL SUBJECT TO PS CAP	0.00
35 TOTAL SUBJECT TO PS CAP (SUM, LINES 32-34)	3,049,939.90
36 PERCENT FUNDS OBLIGATED FOR PS ACTIVITIES (LINE 31/LINE 35)	9.25%

PART V: PLANNING AND ADMINISTRATION (PA) CAP

37 DISBURSED IN IDIS FOR PLANNING/ADMINISTRATION	592,689.78
38 PA UNLIQUIDATED OBLIGATIONS AT END OF CURRENT PROGRAM YEAR	2,432.36
39 PA UNLIQUIDATED OBLIGATIONS AT END OF PREVIOUS PROGRAM YEAR	362,622.14
40 ADJUSTMENT TO COMPUTE TOTAL PA OBLIGATIONS	57,406.00
41 TOTAL PA OBLIGATIONS (LINE 37 + LINE 38 - LINE 39 + LINE 40)	603,908.00
42 ENTITLEMENT GRANT	3,025,987.00
43 CURRENT YEAR PROGRAM INCOME	24,310.90
44 ADJUSTMENT TO COMPUTE TOTAL SUBJECT TO PA CAP	0.00
45 TOTAL SUBJECT TO PA CAP (SUM, LINES 42-44)	3,050,297.90
46 PERCENT FUNDS OBLIGATED FOR PA ACTIVITIES (LINE 41/LINE 45)	19.80%



Office of Community Planning and Development
 U.S. Department of Housing and Urban Development
 Integrated Disbursement and Information System
 FICZO - CDBG Financial Summary Report
 Program Year 2017
 GARY, IN


PAGE: 2
 TIME: 11:52:28
 PAGE: 2

LINE 17 DETAIL: ACTIVITIES TO CONSIDER IN DETERMINING THE AMOUNT TO ENTER ON LINE 17
 Report returned no data.

LINE 18 DETAIL: ACTIVITIES TO CONSIDER IN DETERMINING THE AMOUNT TO ENTER ON LINE 18
 Report returned no data.

LINE 19 DETAIL: ACTIVITIES INCLUDED IN THE COMPUTATION OF LINE 19


Plan Year	IDIS Project	IDIS Activity	Voucher Number	Activity Name	Matrix Code	National Objective	Drawn Amount
2013	12	1606	6010692	Hudson-Campbell Improvements	03E	LMA	\$2.80
2013	12	1606	6010693	Hudson-Campbell Improvements	03E	LMA	\$3,500.00
2013	12	1606	6032976	Hudson-Campbell Improvements	03E	LMA	518.98
2013	12	1606	6041417	Hudson-Campbell Improvements	03E	LMA	\$3,500.00
2014	1	1666	6057923	Hudson-Campbell Improvements	03E	LMA	\$3,000.00
2014	1	1666	6060360	Hudson-Campbell Improvements	03E	LMA	\$5,148.00
2014	1	1666	6065278	Hudson-Campbell Improvements	03E	LMA	\$271,105.11
2015	1	1668	6065275	Hudson-Campbell Improvements	03E	LMA	\$189,129.30
2015	1	1667	6068739	Hudson-Campbell Improvements	03E	LMA	\$1,000,000.00
					03E	Matrix Code	\$525,004.19
2015	1	1644	6106321	Curbs and Sidewalks	03K	LMA	561,366.50
2015	1	1648	6106327	Curbs and sidewalks	03K	LMA	449,246.01
					03K	Matrix Code	\$1,010,612.50
2015	2	1647	5995503	Gary Commission for Women (The Ark Shelter Operations)	03T	LMC	\$3,222.70
2015	2	1647	5995833	Gary Commission for Women (The Ark Shelter Operations)	03T	LMC	\$3,136.98
2015	2	1647	6003291	Gary Commission for Women (The Ark Shelter Operations)	03T	LMC	\$1,601.97
2015	2	1647	6004934	Gary Commission for Women (The Ark Shelter Operations)	03T	LMC	\$1,601.97
2015	2	1647	6001140	Gary Commission for Women (The Ark Shelter Operations)	03T	LMC	\$1,601.97
2015	2	1647	6001158	Gary Commission for Women (The Ark Shelter Operations)	03T	LMC	\$3,136.98
2015	2	1647	6009162	Gary Commission for Women (The Ark Shelter Operations)	03T	LMC	\$3,136.98
2015	2	1647	6001164	Gary Commission for Women (The Ark Shelter Operations)	03T	LMC	\$3,136.98
2015	2	1647	6002879	Gary Commission for Women (The Ark Shelter Operations)	03T	LMC	\$3,556.05
2015	2	1647	6007888	Gary Commission for Women (The Ark Shelter Operations)	03T	LMC	\$4,159.83
2015	2	1647	6004060	Gary Commission for Women (The Ark Shelter Operations)	03T	LMC	\$1,838.82
2015	2	1647	6012653	Gary Commission for Women (The Ark Shelter Operations)	03T	LMC	\$3,439.43
2015	2	1647	6017218	Gary Commission for Women (The Ark Shelter Operations)	03T	LMC	\$3,442.88
2015	2	1647	6018227	Gary Commission for Women (The Ark Shelter Operations)	03T	LMC	\$1,837.58
2015	2	1647	6021646	Gary Commission for Women (The Ark Shelter Operations)	03T	LMC	\$3,966.80
2015	2	1647	6058108	Gary Commission for Women (The Ark Shelter Operations)	03T	LMC	\$860.72
2015	2	1647	6060109	Gary Commission for Women (The Ark Shelter Operations)	03T	LMC	\$661.64
2015	2	1647	6071158	Gary Commission for Women (The Ark Shelter Operations)	03T	LMC	\$2,302.86
2015	2	1647	6077942	Gary Commission for Women (The Ark Shelter Operations)	03T	LMC	\$848.62
2015	2	1647	6083320	Gary Commission for Women (The Ark Shelter Operations)	03T	LMC	\$1,575.33
2015	3	1649	6045942	Gary Commission for Women (The Ark II Daycare)	03T	LMC	\$1,464.85
2015	3	1649	6048472	Gary Commission for Women (The Ark II Daycare)	03T	LMC	\$789.31
2015	3	1649	6049009	Gary Commission for Women (The Ark II Daycare)	03T	LMC	\$1,148.51
2015	3	1649	6053656	Gary Commission for Women (The Ark II Daycare)	03T	LMC	\$1,329.36
2015	3	1649	6058303	Gary Commission for Women (The Ark II Daycare)	03T	LMC	\$1,145.59
2015	3	1649	6062802	Gary Commission for Women (The Ark II Daycare)	03T	LMC	\$1,334.84
2015	3	1649	6067468	Gary Commission for Women (The Ark II Daycare)	03T	LMC	\$1,145.69
2015	3	1649	6068104	Gary Commission for Women (The Ark II Daycare)	03T	LMC	\$728.07
2015	3	1649	6068105	Gary Commission for Women (The Ark II Daycare)	03T	LMC	4775.11
2015	3	1649	6071157	Gary Commission for Women (The Ark II Daycare)	03T	LMC	\$1,140.71
2015	3	1649	6077941	Gary Commission for Women (The Ark II Daycare)	03T	LMC	\$768.34
					03T	Matrix Code	\$61,140.83
2015	2	1617	5999490	Youth Services Bureau (Out of School Time Programming)	05D	LMC	\$1,856.69
2015	2	1617	6001135	Youth Services Bureau (Out of School Time Programming)	05D	LMC	\$26.30



Office of Community Planning, Development, and Innovation
 U.S. Department of Housing and Urban Development
 Integrated Disbursement and Information System
 PR26 - CDBG Financial Summary Report
 Program Year 2017
 GARY, IN

DATE: 03/22/18
 TIME: 10:15:24
 PAGE: 3

Plan Year	IDIS Project	IDIS Activity	Voucher Number	Activity Name	Matrix Code	National Objective	Drawn Amount
2015	2	1617	6002870	Youth Services Bureau (Out of School Time Programming)	05D	LMC	\$1,741.79
2015	2	1617	6006089	Youth Services Bureau (Out of School Time Programming)	05D	LMC	\$1,565.40
2015	2	1622	6026386	YWCA of NWI (Yes We Can Learn to Swim Program)	05D	LMC	\$1,189.17
2016	8	1651	6006313	Gary Youth Services Bureau- Out of School Time Program	05D	LMC	\$682.15
2016	8	1651	6008316	Gary Youth Services Bureau- Out of School Time Program	05D	LMC	\$284.36
2016	8	1651	6012693	Gary Youth Services Bureau- Out of School Time Program	05D	LMC	\$2,467.78
2016	8	1651	6017217	Gary Youth Services Bureau- Out of School Time Program	05D	LMC	\$1,814.86
2016	8	1651	6018225	Gary Youth Services Bureau- Out of School Time Program	05D	LMC	\$331.88
2016	8	1651	6021644	Gary Youth Services Bureau- Out of School Time Program	05D	LMC	\$1,505.76
2016	8	1651	6026249	Gary Youth Services Bureau- Out of School Time Program	05D	LMC	\$3,291.16
2016	8	1651	6029164	Gary Youth Services Bureau- Out of School Time Program	05D	LMC	\$342.50
2016	8	1651	6032340	Gary Youth Services Bureau- Out of School Time Program	05D	LMC	\$3,555.78
2016	8	1651	6035871	Gary Youth Services Bureau- Out of School Time Program	05D	LMC	\$4,031.10
2016	8	1651	6038792	Gary Youth Services Bureau- Out of School Time Program	05D	LMC	\$1,080.76
2016	8	1651	6040411	Gary Youth Services Bureau- Out of School Time Program	05D	LMC	\$4,334.29
2016	8	1651	6045769	Gary Youth Services Bureau- Out of School Time Program	05D	LMC	\$4,076.31
2016	8	1651	6048470	Gary Youth Services Bureau- Out of School Time Program	05D	LMC	\$205.16
2016	8	1652	6179007	Gary Youth Services Bureau- Out of School Time Program	05D	LMC	\$3,475.23
2016	8	1651	6053655	Gary Youth Services Bureau- Out of School Time Program	05D	LMC	\$2,052.36
2016	8	1651	6058299	Gary Youth Services Bureau- Out of School Time Program	05D	LMC	\$2,052.36
2016	8	1651	6062801	Gary Youth Services Bureau- Out of School Time Program	05D	LMC	\$2,052.36
2016	8	1651	6067466	Gary Youth Services Bureau- Out of School Time Program	05D	LMC	\$2,052.36
2016	8	1651	6068102	Gary Youth Services Bureau- Out of School Time Program	05D	LMC	\$77.64
2016	8	1651	6071156	Gary Youth Services Bureau- Out of School Time Program	05D	LMC	\$2,052.36
2016	8	1651	6075885	Gary Youth Services Bureau- Out of School Time Program	05D	LMC	\$2,052.36
2016	8	1651	6079780	Gary Youth Services Bureau- Out of School Time Program	05D	LMC	\$2,052.36
2016	8	1651	6083554	Gary Youth Services Bureau- Out of School Time Program	05D	LMC	\$2,057.03
2016	8	1651	6086319	Gary Youth Services Bureau- Out of School Time Program	05D	LMC	\$688.70
2016	8	1651	6087369	Gary Youth Services Bureau- Out of School Time Program	05D	LMC	\$2,052.36
2016	8	1651	6091608	Gary Youth Services Bureau- Out of School Time Program	05D	LMC	\$2,052.36
2016	8	1651	6094641	Gary Youth Services Bureau- Out of School Time Program	05D	LMC	\$2,052.36
2016	8	1651	6101387	Gary Youth Services Bureau- Out of School Time Program	05D	LMC	\$2,048.30
2016	8	1651	6101389	Gary Youth Services Bureau- Out of School Time Program	05D	LMC	\$688.20
2016	8	1651	6102450	Gary Youth Services Bureau- Out of School Time Program	05D	LMC	\$2,048.30
2016	8	1651	6103241	Gary Youth Services Bureau- Out of School Time Program	05D	LMC	\$688.20
2016	9	1654	6051566	Gary Literacy Coalition- Learning Partner Project	05D	LMC	\$15,000.00
2016	11	1656	6048728	YWCA of NWI	05D	LMC	\$12,188.47
2016	11	1656	6057930	YWCA of NWI	05D	LMC	\$7,411.53
					05D	Matrix Code	\$100,405.82
2016	4	1650	6097376	The Rainbow Shelter	05G	LMC	\$1,143.52
2016	4	1650	6091510	The Rainbow Shelter	05G	LMC	\$1,315.22
2016	4	1650	6094595	The Rainbow Shelter	05G	LMC	\$4,592.91
2016	4	1650	6094389	The Rainbow Shelter	05G	LMC	\$3,940.18
2016	4	1650	6094580	The Rainbow Shelter	05G	LMC	\$3,467.09
2016	4	1650	6094591	The Rainbow Shelter	05G	LMC	\$5,081.91
2016	4	1650	6094702	The Rainbow Shelter	05G	LMC	\$3,384.41
2016	4	1650	6094729	The Rainbow Shelter	05G	LMC	\$3,392.88
2016	4	1650	6094731	The Rainbow Shelter	05G	LMC	\$2,285.32
2016	4	1650	6094738	The Rainbow Shelter	05G	LMC	\$2,659.19
2016	4	1650	6094739	The Rainbow Shelter	05G	LMC	\$2,311.82
2016	4	1650	6094741	The Rainbow Shelter	05G	LMC	\$3,161.41
2016	4	1650	6094743	The Rainbow Shelter	05G	LMC	\$2,319.45
2016	4	1650	6094746	The Rainbow Shelter	05G	LMC	\$1,699.90
2016	4	1650	6094749	The Rainbow Shelter	05G	LMC	\$3,951.18
2016	4	1650	6094751	The Rainbow Shelter	05G	LMC	\$4,980.46
2016	4	1650	6094752	The Rainbow Shelter	05G	LMC	\$1,906.88
2016	4	1650	6094753	The Rainbow Shelter	05G	LMC	\$4,133.60




Office of Community and Economic Development
 Department of Public and Urban Development
 Integrated Disbursement and Information System

DATE: 11/12/17
 TIME: 11:12
 PAGE: 41

PK28 - CDCE Financial Summary Report
 Program Year 2017
 GARY, IN


Plan Year	IDIS Project	IDIS Activity	Voucher Number	Activity Name	Matrix Code	National Objective	Drawn Amount
2016	4	1650	6094755	The Rainbow Shelter	09G	LMC	\$3,618.96
2016	4	1650	6094757	The Rainbow Shelter	09G	LMC	\$2,157.14
2016	4	1650	6094759	The Rainbow Shelter	09G	LMC	\$3,469.35
2016	4	1650	6101401	The Rainbow Shelter	09G	LMC	\$65.75
2016	4	1650	6101447	The Rainbow Shelter	09G	LMC	\$1,635.36
							09G Matrix Code \$66,649.28
2016	7	1646	5999499	Gary Human Relations	05J	LMC	\$1,482.17
2016	7	1646	5999831	Gary Human Relations	05J	LMC	\$2,318.60
2016	7	1646	6000289	Gary Human Relations	05J	LMC	\$1,454.86
2016	7	1646	6000436	Gary Human Relations	05J	LMC	\$1,454.86
2016	7	1646	6001137	Gary Human Relations	05J	LMC	\$1,454.86
2016	7	1646	6001143	Gary Human Relations	05J	LMC	\$2,318.60
2016	7	1646	6001146	Gary Human Relations	05J	LMC	\$2,318.60
2016	7	1646	6001147	Gary Human Relations	05J	LMC	\$2,318.60
2016	7	1646	6001149	Gary Human Relations	05J	LMC	\$2,318.60
2016	7	1646	6002873	Gary Human Relations	05J	LMC	\$3,445.52
2016	7	1646	6007886	Gary Human Relations	05J	LMC	\$2,501.25
2016	7	1646	6008065	Gary Human Relations	05J	LMC	\$1,474.48
2016	7	1646	6013008	Gary Human Relations	05J	LMC	\$2,500.18
							05J Matrix Code \$27,363.18
2015	2	1614	5999502	Gary Commission for Women (The Ark II Daycare	05L	LMC	\$1,072.17
2015	2	1614	5999832	Gary Commission for Women (The Ark II Daycare	05L	LMC	\$1,043.63
2015	2	1614	6000290	Gary Commission for Women (The Ark II Daycare	05L	LMC	\$763.39
2015	2	1614	6000435	Gary Commission for Women (The Ark II Daycare	05L	LMC	\$763.39
2015	2	1614	6001139	Gary Commission for Women (The Ark II Daycare	05L	LMC	\$763.39
2015	2	1614	6001150	Gary Commission for Women (The Ark II Daycare	05L	LMC	\$1,043.63
2015	2	1614	6001152	Gary Commission for Women (The Ark II Daycare	05L	LMC	\$1,043.63
2015	2	1614	6001154	Gary Commission for Women (The Ark II Daycare	05L	LMC	\$1,043.63
2015	2	1614	6001156	Gary Commission for Women (The Ark II Daycare	05L	LMC	\$1,043.63
2015	2	1614	6002876	Gary Commission for Women (The Ark II Daycare	05L	LMC	\$1,179.99
2015	2	1614	6007887	Gary Commission for Women (The Ark II Daycare	05L	LMC	\$1,328.04
2015	2	1614	6008067	Gary Commission for Women (The Ark II Daycare	05L	LMC	\$842.34
2015	2	1614	6012657	Gary Commission for Women (The Ark II Daycare	05L	LMC	\$1,143.64
2015	2	1614	6017218	Gary Commission for Women (The Ark II Daycare	05L	LMC	\$1,160.20
2015	2	1614	6018226	Gary Commission for Women (The Ark II Daycare	05L	LMC	\$861.40
2015	2	1614	6021845	Gary Commission for Women (The Ark II Daycare	05L	LMC	\$1,315.35
2015	2	1614	6026252	Gary Commission for Women (The Ark II Daycare	05L	LMC	\$1,153.01
2015	2	1614	6029183	Gary Commission for Women (The Ark II Daycare	05L	LMC	\$942.38
2015	2	1614	6032341	Gary Commission for Women (The Ark II Daycare	05L	LMC	\$1,158.28
2015	2	1614	6035874	Gary Commission for Women (The Ark II Daycare	05L	LMC	\$1,666.58
2015	2	1614	6038793	Gary Commission for Women (The Ark II Daycare	05L	LMC	\$866.04
2015	2	1614	6040412	Gary Commission for Women (The Ark II Daycare	05L	LMC	\$1,479.28
2015	2	1614	6045341	Gary Commission for Women (The Ark II Daycare	05L	LMC	\$10.98
							05L Matrix Code \$23,707.84
2015	2	1619	6033962	Gary Health Department (STD/HIV Clinic)	05M	LMC	\$500.00
2015	2	1619	6032350	Gary Health Department (STD/HIV Clinic)	05M	LMC	\$1,115.08
2015	2	1619	6035392	Gary Health Department (STD/HIV Clinic)	05M	LMC	\$1,115.08
2015	2	1619	6040423	Gary Health Department (STD/HIV Clinic)	05M	LMC	\$1,115.08
2015	2	1619	6045785	Gary Health Department (STD/HIV Clinic)	05M	LMC	\$1,115.08
2015	2	1619	6049314	Gary Health Department (STD/HIV Clinic)	05M	LMC	\$1,115.08
2015	2	1619	6053363	Gary Health Department (STD/HIV Clinic)	05M	LMC	\$1,039.97
2015	2	1619	6058309	Gary Health Department (STD/HIV Clinic)	05M	LMC	\$867.41
2015	2	1619	6062812	Gary Health Department (STD/HIV Clinic)	05M	LMC	\$1,115.08
2015	2	1619	6067474	Gary Health Department (STD/HIV Clinic)	05M	LMC	\$1,115.08
2015	2	1619	6071185	Gary Health Department (STD/HIV Clinic)	05M	LMC	\$1,115.08
2015	2	1619	6075395	Gary Health Department (STD/HIV Clinic)	05M	LMC	\$1,115.08



U.S. Department of Housing and Urban Development
 Integrated Disbursement and Information System
 FY06 - CDBG Financial Summary Report
 Program Year 2017
 GARY, IN

PAGE: 21
 DMS:
 PAGE:

Plan Year	IDIS Project	IDIS Activity	Voucher Number	Activity Name	Matrix Code	National Objective	Drawn Amount
2015	2	1619	6079957	Gary Health Department (STD/HIV Clinic)	05M	LMC	\$1,108.47
2015	2	1619	6083964	Gary Health Department (STD/HIV Clinic)	05M	LMC	\$913.14
2015	2	1619	6087393	Gary Health Department (STD/HIV Clinic)	05M	LMC	\$1,116.08
2015	2	1619	6091618	Gary Health Department (STD/HIV Clinic)	05M	LMC	\$1,116.08
2015	2	1619	6094650	Gary Health Department (STD/HIV Clinic)	05M	LMC	\$1,116.08
2015	2	1619	6101418	Gary Health Department (STD/HIV Clinic)	05M	LMC	\$1,116.08
2015	2	1619	6102455	Gary Health Department (STD/HIV Clinic)	05M	LMC	\$1,116.08
2016	5	1652	6012995	Gary Health Dept. - Maternal Child Health	05M	LMC	\$36,073.61
2016	5	1652	6023856	Gary Health Dept. - Maternal Child Health	05M	LMC	\$2,029.62
2016	5	1652	6072525	Gary Health Dept. - Maternal Child Health	05M	LMC	\$2,116.57
2016	6	1653	6062636	Gary Health Dept. - Sexually Transmitted Diseases	05M	LMC	\$7,906.30
							\$62,360.43
					05U	Matrix Code	
2016	10	1655	6099905	Homeownership Opportunity Network (HON)	05U	LMC	\$887.06
2016	10	1655	6099936	Homeownership Opportunity Network (HON)	05U	LMC	\$863.56
2016	10	1655	6000294	Homeownership Opportunity Network (HON)	05U	LMC	\$61.88
2016	10	1655	6000430	Homeownership Opportunity Network (HON)	05U	LMC	\$61.88
2016	10	1655	6001142	Homeownership Opportunity Network (HON)	05U	LMC	\$61.88
2016	10	1655	6001167	Homeownership Opportunity Network (HON)	05U	LMC	\$63.56
2016	10	1655	6001170	Homeownership Opportunity Network (HON)	05U	LMC	\$63.56
2016	10	1655	6001172	Homeownership Opportunity Network (HON)	05U	LMC	\$63.56
2016	10	1655	6001175	Homeownership Opportunity Network (HON)	05U	LMC	\$63.56
2016	10	1655	6002881	Homeownership Opportunity Network (HON)	05U	LMC	\$975.02
2016	10	1655	6007892	Homeownership Opportunity Network (HON)	05U	LMC	\$931.36
2016	10	1655	6008073	Homeownership Opportunity Network (HON)	05U	LMC	\$126.84
2016	10	1655	6012650	Homeownership Opportunity Network (HON)	05U	LMC	\$931.36
2016	10	1655	6017223	Homeownership Opportunity Network (HON)	05U	LMC	\$931.36
2016	10	1655	6017229	Homeownership Opportunity Network (HON)	05U	LMC	\$129.94
2016	10	1655	6021648	Homeownership Opportunity Network (HON)	05U	LMC	\$931.36
2016	10	1655	6024250	Homeownership Opportunity Network (HON)	05U	LMC	\$631.36
2016	10	1655	6025171	Homeownership Opportunity Network (HON)	05U	LMC	\$194.90
2016	10	1655	6023344	Homeownership Opportunity Network (HON)	05U	LMC	\$931.36
2016	10	1655	6034798	Homeownership Opportunity Network (HON)	05U	LMC	\$129.94
2016	10	1655	6044778	Homeownership Opportunity Network (HON)	05U	LMC	\$931.36
2016	10	1655	6044780	Homeownership Opportunity Network (HON)	05U	LMC	\$931.36
2016	10	1655	6045781	Homeownership Opportunity Network (HON)	05U	LMC	\$931.36
2016	10	1655	6048477	Homeownership Opportunity Network (HON)	05U	LMC	\$129.94
2016	10	1655	6046011	Homeownership Opportunity Network (HON)	05U	LMC	\$931.36
2016	10	1655	6053659	Homeownership Opportunity Network (HON)	05U	LMC	\$931.36
2016	10	1655	6052305	Homeownership Opportunity Network (HON)	05U	LMC	\$931.36
2016	10	1655	6062807	Homeownership Opportunity Network (HON)	05U	LMC	\$931.36
2016	10	1655	6067470	Homeownership Opportunity Network (HON)	05U	LMC	\$931.36
2016	10	1655	6068133	Homeownership Opportunity Network (HON)	05U	LMC	\$78.91
2016	10	1655	6068114	Homeownership Opportunity Network (HON)	05U	LMC	\$64.97
2016	10	1655	6071160	Homeownership Opportunity Network (HON)	05U	LMC	\$931.36
2016	10	1655	6073886	Homeownership Opportunity Network (HON)	05U	LMC	\$931.36
2016	10	1655	6077944	Homeownership Opportunity Network (HON)	05U	LMC	\$64.97
2016	10	1655	6079963	Homeownership Opportunity Network (HON)	05U	LMC	\$931.36
2016	10	1655	6083557	Homeownership Opportunity Network (HON)	05U	LMC	\$931.36
2016	10	1655	6086323	Homeownership Opportunity Network (HON)	05U	LMC	\$32.48
2016	10	1655	6101408	Homeownership Opportunity Network (HON)	05U	LMC	\$64.97
2016	10	1655	6103260	Homeownership Opportunity Network (HON)	05U	LMC	\$64.97
							\$26,213.08
					14A	LMH	
2015	3	1624	6013000	Housing Repair Program	14A	LMH	\$4,086.26
2015	3	1625	6036081	Emergency Repair Program	14A	LMH	\$3,750.00
2015	3	1625	6036082	Emergency Repair Program	14A	LMH	\$3,850.00
2015	3	1625	6042710	Emergency Repair Program	14A	LMH	\$10,430.00




U.S. Department of Housing and Urban Development
 Integrated Data System and Information System
 PR26 - CDBG Financial Summary Report
 Program Year 2017

DATE: 10/2/2017
 PAGE: 8

GARY, IN

Plan Year	IDIS Project	IDIS Activity	Voucher Number	Activity Name	Matrix Code	National Objective	Drawn Amount
2015	3	1626	6042708	Senior Repair Program	14A	LMH	\$90,350.00
2015	3	1626	6048716	Senior Repair Program	14A	LMH	\$6,505.00
2015	3	1626	6051361	Senior Repair Program	14A	LMH	\$14,850.00
2015	3	1626	6052666	Senior Repair Program	14A	LMH	\$9,754.00
2015	3	1626	6080033	Senior Repair Program	14A	LMH	\$58,717.66
2015	3	1627	5999509	Neighborhood Rehab Program	14A	LMH	\$2,078.28
2015	3	1627	5998838	Neighborhood Rehab Program	14A	LMH	\$2,023.19
2015	3	1627	6002896	Neighborhood Rehab Program	14A	LMH	\$833.18
2015	3	1627	6004426	Neighborhood Rehab Program	14A	LMH	\$833.18
2015	3	1627	6002887	Neighborhood Rehab Program	14A	LMH	\$2,078.28
2015	3	1627	6007894	Neighborhood Rehab Program	14A	LMH	\$2,078.28
2015	3	1627	6008077	Neighborhood Rehab Program	14A	LMH	\$978.16
2015	3	1627	6010702	Neighborhood Rehab Program	14A	LMH	\$67.00
2015	3	1627	6012646	Neighborhood Rehab Program	14A	LMH	\$2,078.28
2015	3	1627	6017227	Neighborhood Rehab Program	14A	LMH	\$2,078.28
2015	3	1627	6018233	Neighborhood Rehab Program	14A	LMH	\$978.16
2015	3	1627	6021650	Neighborhood Rehab Program	14A	LMH	\$2,078.28
2015	3	1627	6026263	Neighborhood Rehab Program	14A	LMH	\$2,078.28
2015	3	1627	6026385	Neighborhood Rehab Program	14A	LMH	\$3,650.00
2015	3	1627	6029173	Neighborhood Rehab Program	14A	LMH	\$1,019.46
2015	3	1627	6032347	Neighborhood Rehab Program	14A	LMH	\$2,078.28
2015	3	1627	6035861	Neighborhood Rehab Program	14A	LMH	\$2,078.28
2015	3	1627	6038798	Neighborhood Rehab Program	14A	LMH	\$287.85
2016	12	1674	6014412	1289 East 36th Avenue	14A	LMH	\$2,663.79
2016	12	1674	6021553	1209 East 36th Avenue	14A	LMH	\$12,180.00
2016	12	1677	6026272	3648 Van Buren Street	14A	LMH	\$23,300.00
2016	12	1678	6022571	2037 Hovey Place	14A	LMH	\$29,800.00
2016	12	1678	6028572	1156 Hendricks Street	14A	LMH	\$26,400.00
2016	12	1681	6024335	877 Louisiana Street	14A	LMH	\$7,850.00
2016	12	1681	6065537	877 Louisiana Street	14A	LMH	\$2,000.00
2016	12	1682	6024337	2366 Kentucky Street	14A	LMH	\$4,000.00
2016	12	1682	6032978	2366 Kentucky Street	14A	LMH	\$50.00
2016	12	1683	6029827	1517 E. 9th Avenue	14A	LMH	\$2,000.00
2016	12	1683	6073527	1517 E. 9th Avenue	14A	LMH	\$1,000.00
2016	12	1685	6048721	3606 Pierce Street	14A	LMH	\$6,455.00
2016	12	1686	6062569	3606 Pierce Street	14A	LMH	\$2,500.00
2016	12	1686	6086775	3606 Pierce Street	14A	LMH	\$14,825.00
2016	12	1687	6048723	724 Vermont Street	14A	LMH	\$21,275.00
2016	12	1687	6083561	724 Vermont Street	14A	LMH	\$2,500.00
2016	12	1701	6048718	4172 Pierce Street	14A	LMH	\$4,100.00
2016	12	1702	6057927	568 Cleveland Street	14A	LMH	\$6,250.00
2016	12	1702	6069556	568 Cleveland Street	14A	LMH	\$1,700.00
2016	12	1703	6053653	3563 Van Buren Street	14A	LMH	\$22,900.00
2016	12	1703	6079039	3563 Van Buren Street	14A	LMH	\$3,275.00
2016	12	1705	6057926	3585 Maryland Street	14A	LMH	\$15,400.00
2016	12	1706	6074358	4400 East 11th Avenue	14A	LMH	\$1,950.00
2016	12	1709	6079037	3439 Connecticut Street	14A	LMH	\$15,900.00
2016	12	1709	6090792	3439 Connecticut Street	14A	LMH	\$4,100.00
2016	12	1709	6102980	3439 Connecticut Street	14A	LMH	\$775.00
2016	12	1711	6085771	2142 Roosevelt Place	14A	LMH	\$24,750.00
2016	12	1724	6098570	568 Ohio Street	14A	LMH	\$22,390.00
2016	12	1724	6102981	568 Ohio Street	14A	LMH	\$1,500.00
2016	12	1726	6102980	110 South Jasper Street	14A	LMH	\$20,800.00
2016	14	1715	6082070	438 Roosevelt Street	14A	LMH	\$10,572.34
2016	14	1716	6086942	1134 Gibson Place	14A	LMH	\$200.00
2016	14	1717	6086944	3708 Buchanan Street	14A	LMH	\$150.00
2016	14	1718	6086946	311 Roosevelt Street	14A	LMH	\$5,000.00



Department of Housing and Urban Development
Integrated Disbursement and Information System


PAGE:

PR26 - CDBG Financial Summary Report

Program Year 2017

GARY, IN

Plan Year	IDIS Project	IDIS Activity	Voucher Number	Activity Name	Matrix Code	National Objective	Drawn Amount
2016	14	1728	6086941	160 East 35th Place	14A	LMIH	\$450.00
2016	14	1721	6093198	1565 Porter Street	14A	LMIH	\$8,245.00
2016	14	1722	6102978	672 Maryland Street	14A	LMIH	\$15,250.00
2016	14	1723	6091606	2116 Roosevelt Place	14A	LMIH	\$9,700.00
2016	14	1728	6093843	1088 East 39th Court	14A	LMIH	\$17,900.00
2016	14	1728	6102877	1088 East 35th Court	14A	LMIH	\$1,400.00
2016	15	1693	6038789	Neighborhood Rehabilitation Program	14A	LMIH	\$45.33
2016	15	1693	6040422	Neighborhood Rehabilitation Program	14A	LMIH	\$2,078.28
2016	15	1693	6043784	Neighborhood Rehabilitation Program	14A	LMIH	\$2,078.28
2016	15	1693	6048485	Neighborhood Rehabilitation Program	14A	LMIH	\$833.18
2016	15	1693	6048725	Neighborhood Rehabilitation Program	14A	LMIH	\$7,500.00
2016	15	1693	6048713	Neighborhood Rehabilitation Program	14A	LMIH	\$2,078.28
2016	15	1693	6053662	Neighborhood Rehabilitation Program	14A	LMIH	\$2,078.28
2016	15	1693	6054173	Neighborhood Rehabilitation Program	14A	LMIH	\$90,100.00
2016	15	1693	6058307	Neighborhood Rehabilitation Program	14A	LMIH	\$2,078.28
2016	15	1693	6062809	Neighborhood Rehabilitation Program	14A	LMIH	\$2,078.28
2016	15	1693	6067472	Neighborhood Rehabilitation Program	14A	LMIH	\$2,078.28
2016	15	1693	6068121	Neighborhood Rehabilitation Program	14A	LMIH	\$760.89
2016	15	1693	6068122	Neighborhood Rehabilitation Program	14A	LMIH	\$833.18
2016	15	1693	6071183	Neighborhood Rehabilitation Program	14A	LMIH	\$2,078.28
2016	15	1693	6071360	Neighborhood Rehabilitation Program	14A	LMIH	\$25.00
2016	15	1693	6075893	Neighborhood Rehabilitation Program	14A	LMIH	\$2,078.28
2016	15	1693	6077948	Neighborhood Rehabilitation Program	14A	LMIH	\$833.18
2016	15	1693	6079040	Neighborhood Rehabilitation Program	14A	LMIH	\$2,700.00
2016	15	1693	6079966	Neighborhood Rehabilitation Program	14A	LMIH	\$2,078.28
2016	15	1693	6081837	Neighborhood Rehabilitation Program	14A	LMIH	\$2,400.00
2016	15	1693	6083562	Neighborhood Rehabilitation Program	14A	LMIH	\$2,078.28
2016	15	1693	6086327	Neighborhood Rehabilitation Program	14A	LMIH	\$760.89
2016	15	1693	6087190	Neighborhood Rehabilitation Program	14A	LMIH	\$2,078.28
2016	15	1693	6091515	Neighborhood Rehabilitation Program	14A	LMIH	\$2,078.28
2016	15	1693	6094949	Neighborhood Rehabilitation Program	14A	LMIH	\$2,078.28
2016	15	1693	6101414	Neighborhood Rehabilitation Program	14A	LMIH	\$2,078.28
2016	15	1693	6101416	Neighborhood Rehabilitation Program	14A	LMIH	\$833.18
2016	15	1693	6102454	Neighborhood Rehabilitation Program	14A	LMIH	\$2,078.28
2016	15	1693	6103264	Neighborhood Rehabilitation Program	14A	LMIH	\$833.18
14A Matrix Code							\$888,844.78
2015	3	1623	5999906	Housing Services Administration	14H	LMIH	\$8,733.63
2015	3	1623	5999837	Housing Services Administration	14H	LMIH	\$8,498.83
2015	3	1623	6000295	Housing Services Administration	14H	LMIH	\$3,152.75
2015	3	1623	6000428	Housing Services Administration	14H	LMIH	\$3,152.75
2015	3	1623	6002882	Housing Services Administration	14H	LMIH	\$8,964.47
2015	3	1623	6007893	Housing Services Administration	14H	LMIH	\$8,859.79
2015	3	1623	6008075	Housing Services Administration	14H	LMIH	\$3,558.62
2015	3	1623	6010667	Housing Services Administration	14H	LMIH	\$1,625.00
2015	3	1623	6017649	Housing Services Administration	14H	LMIH	\$8,859.79
2015	3	1623	6012998	Housing Services Administration	14H	LMIH	\$2.00
2015	3	1623	6017225	Housing Services Administration	14H	LMIH	\$10,423.51
2015	3	1623	6018237	Housing Services Administration	14H	LMIH	\$3,564.54
2015	3	1623	6018686	Housing Services Administration	14H	LMIH	\$171.00
2015	3	1623	6021649	Housing Services Administration	14H	LMIH	\$10,423.51
2015	3	1623	6023860	Housing Services Administration	14H	LMIH	\$3,109.00
2015	3	1623	6026261	Housing Services Administration	14H	LMIH	\$10,353.42
2015	3	1623	6028383	Housing Services Administration	14H	LMIH	\$4.00
2015	3	1623	6029172	Housing Services Administration	14H	LMIH	\$4,119.65
2015	3	1623	6032346	Housing Services Administration	14H	LMIH	\$10,431.08
2015	3	1623	6032977	Housing Services Administration	14H	LMIH	\$1,725.00
2015	3	1623	6035879	Housing Services Administration	14H	LMIH	\$10,274.51




Department of Housing and Urban Development
 Integrated Disbursement and Information System
 PR26 - EDIS Financial Summary Report

Page: _____

Program Year 2017
 GARY, IN


Plan Year	EDIS Project	EDIS Activity	Voucher Number	Activity Name	Matrix Code	National Objective	Drawn Amount
2015	3	1623	6035797	Housing Services Administration	14H	LMH	\$4,081.77
2015	3	1623	6040411	Housing Services Administration	14H	LMH	\$10,431.08
2015	3	1623	6040419	Housing Services Administration	14H	LMH	\$1,950.00
2015	3	1623	6042711	Housing Services Administration	14H	LMH	\$3.00
2015	3	1623	6044394	Housing Services Administration	14H	LMH	\$250.00
2015	3	1623	6045782	Housing Services Administration	14H	LMH	\$10,431.08
2015	3	1623	6046583	Housing Services Administration	14H	LMH	\$225.00
2015	3	1623	6046478	Housing Services Administration	14H	LMH	\$4,077.54
2015	3	1623	6049012	Housing Services Administration	14H	LMH	\$10,431.08
2015	3	1623	6051563	Housing Services Administration	14H	LMH	\$232.08
2015	3	1623	6053661	Housing Services Administration	14H	LMH	\$10,431.08
2015	3	1623	6057925	Housing Services Administration	14H	LMH	\$1,275.00
2015	3	1623	6057929	Housing Services Administration	14H	LMH	\$7,906.30
2015	3	1623	6058986	Housing Services Administration	14H	LMH	\$10,429.26
2015	3	1623	6060362	Housing Services Administration	14H	LMH	\$425.00
2015	3	1623	6062628	Housing Services Administration	14H	LMH	\$2,522.96
2015	3	1623	6063919	Housing Services Administration	14H	LMH	\$425.00
2015	3	1623	6067471	Housing Services Administration	14H	LMH	\$10,429.26
2015	3	1623	6068115	Housing Services Administration	14H	LMH	\$3,705.75
2015	3	1623	6068119	Housing Services Administration	14H	LMH	\$3,970.50
2015	3	1623	6068535	Housing Services Administration	14H	LMH	\$425.00
2015	3	1623	6071162	Housing Services Administration	14H	LMH	\$10,429.26
2015	3	1623	6071357	Housing Services Administration	14H	LMH	\$150.00
2015	3	1623	6073525	Housing Services Administration	14H	LMH	\$850.00
2015	3	1623	6073891	Housing Services Administration	14H	LMH	\$10,429.26
2015	3	1623	6073976	Housing Services Administration	14H	LMH	\$3,770.25
2015	3	1623	6077373	Housing Services Administration	14H	LMH	\$675.00
2015	3	1623	6077946	Housing Services Administration	14H	LMH	\$3,970.50
2015	3	1623	6079984	Housing Services Administration	14H	LMH	\$10,429.26
2015	3	1623	6083553	Housing Services Administration	14H	LMH	\$25.00
2015	3	1623	6083560	Housing Services Administration	14H	LMH	\$10,446.77
2015	3	1623	6085354	Housing Services Administration	14H	LMH	\$547.26
2015	3	1623	6086325	Housing Services Administration	14H	LMH	\$3,705.75
2015	3	1623	6086780	Housing Services Administration	14H	LMH	\$212.61
2015	3	1623	6087531	Housing Services Administration	14H	LMH	\$2,886.45
2016	16	1720	6087529	Housing Services Administration	14H	LMH	\$7,532.51
2016	16	1720	6091613	Housing Services Administration	14H	LMH	\$10,429.26
2016	16	1720	6093202	Housing Services Administration	14H	LMH	\$71.50
2016	16	1720	6094848	Housing Services Administration	14H	LMH	\$10,429.26
2016	16	1720	6094853	Housing Services Administration	14H	LMH	\$176.00
2016	16	1720	6104410	Housing Services Administration	14H	LMH	\$10,429.26
2016	16	1720	6104411	Housing Services Administration	14H	LMH	\$3,970.50
2016	16	1720	6102463	Housing Services Administration	14H	LMH	\$10,429.26
2016	16	1720	6102979	Housing Services Administration	14H	LMH	\$1.00
2016	16	1720	6103263	Housing Services Administration	14H	LMH	\$3,970.50
Matrix Code							\$330,087.23
2015	4	1630	6094510	City of Gary Police Dept. (Code Enforcement)	15	LVA	\$3,074.29
2015	4	1630	6094839	City of Gary Police Dept. (Code Enforcement)	15	LVA	\$3,347.69
2015	4	1630	6099297	City of Gary Police Dept. (Code Enforcement)	15	LVA	\$874.54
2015	4	1630	6099425	City of Gary Police Dept. (Code Enforcement)	15	LVA	\$847.50
2015	4	1630	6099899	City of Gary Police Dept. (Code Enforcement)	15	LVA	\$7,981.60
2015	4	1630	6099910	City of Gary Police Dept. (Code Enforcement)	15	LVA	\$1,710.00
2015	4	1630	6097820	City of Gary Police Dept. (Code Enforcement)	15	LVA	\$4,568.60
2015	4	1630	6098079	City of Gary Police Dept. (Code Enforcement)	15	LVA	\$1,190.22
2015	4	1630	6012844	City of Gary Police Dept. (Code Enforcement)	15	LVA	\$4,787.93
2015	4	1630	6017230	City of Gary Police Dept. (Code Enforcement)	15	LVA	\$1,800.00
2015	4	1630	6017233	City of Gary Police Dept. (Code Enforcement)	15	LVA	\$3,023.66



Department of Public Health and Human Services
 Integrated Disbursement and Information System
 PRHS - COEG Financial Summary Report
 Program Year: 2017
 GARY, IN

PAGE: 15
 PAGE:

Plan Year	IDIS Project	IDIS Activity	Voucher Number	Activity Name	MAVIX Code	National Objective	Drawn Amount
2015	4	1630	6018238	City of Gary Police Dept. (Code Enforcement)	15	LMA	\$395.72
2015	4	1630	6021651	City of Gary Police Dept. (Code Enforcement)	15	LMA	\$5,477.71
2015	4	1630	6026266	City of Gary Police Dept. (Code Enforcement)	15	LMA	\$1,050.50
2015	4	1630	6026268	City of Gary Police Dept. (Code Enforcement)	15	LMA	\$5,115.70
2015	4	1630	6029176	City of Gary Police Dept. (Code Enforcement)	15	LMA	\$1,414.80
2015	4	1630	6032335	City of Gary Police Dept. (Code Enforcement)	15	LMA	\$5,051.71
2016	20	1685	6032338	Neighborhood Conservation/Code Enforcement	15	LMA	\$1,169.71
2016	20	1685	6035863	Neighborhood Conservation/Code Enforcement	15	LMA	\$6,161.12
2016	20	1685	6038820	Neighborhood Conservation/Code Enforcement	15	LMA	\$1,380.14
2016	20	1685	6040424	Neighborhood Conservation/Code Enforcement	15	LMA	\$6,446.09
2016	20	1685	6045786	Neighborhood Conservation/Code Enforcement	15	LMA	\$1,500.00
2016	20	1685	6045787	Neighborhood Conservation/Code Enforcement	13	LMA	\$5,763.48
2016	20	1685	6048467	Neighborhood Conservation/Code Enforcement	15	LMA	\$1,264.34
2016	20	1685	6049015	Neighborhood Conservation/Code Enforcement	15	LMA	\$2,300.00
2016	20	1685	6049016	Neighborhood Conservation/Code Enforcement	15	LMA	\$5,111.07
2016	20	1685	6053666	Neighborhood Conservation/Code Enforcement	15	LMA	\$5,011.57
2016	20	1685	6053667	Neighborhood Conservation/Code Enforcement	15	LMA	\$2,389.50
2016	20	1685	6058311	Neighborhood Conservation/Code Enforcement	15	LMA	\$7,411.07
2016	20	1685	6062816	Neighborhood Conservation/Code Enforcement	15	LMA	\$2,100.00
2016	20	1685	6062817	Neighborhood Conservation/Code Enforcement	15	LMA	\$5,315.56
2016	20	1685	6067475	Neighborhood Conservation/Code Enforcement	13	LMA	\$7,147.57
2016	20	1685	6068123	Neighborhood Conservation/Code Enforcement	13	LMA	\$3,206.84
2016	20	1685	6068124	Neighborhood Conservation/Code Enforcement	15	LMA	\$2,583.87
2016	20	1685	6071166	Neighborhood Conservation/Code Enforcement	15	LMA	\$6,281.60
2016	20	1685	6075898	Neighborhood Conservation/Code Enforcement	15	LMA	\$2,080.90
2016	20	1685	6075910	Neighborhood Conservation/Code Enforcement	15	LMA	\$6,909.20
2016	20	1685	6077949	Neighborhood Conservation/Code Enforcement	15	LMA	\$1,854.42
2016	20	1685	6079970	Neighborhood Conservation/Code Enforcement	15	LMA	\$7,429.55
2016	20	1685	6083566	Neighborhood Conservation/Code Enforcement	15	LMA	\$4,224.76
2016	20	1685	6083567	Neighborhood Conservation/Code Enforcement	15	LMA	\$3,200.00
2016	20	1685	6086328	Neighborhood Conservation/Code Enforcement	15	LMA	\$1,625.25
2016	20	1685	6087395	Neighborhood Conservation/Code Enforcement	15	LMA	\$7,488.18
2016	20	1685	6091620	Neighborhood Conservation/Code Enforcement	15	LMA	\$7,418.18
2016	20	1685	6094653	Neighborhood Conservation/Code Enforcement	15	LMA	\$7,418.17
2016	20	1685	6101430	Neighborhood Conservation/Code Enforcement	15	LMA	\$3,961.00
2016	20	1685	6101432	Neighborhood Conservation/Code Enforcement	15	LMA	\$3,517.17
2016	20	1685	6101441	Neighborhood Conservation/Code Enforcement	15	LMA	\$1,874.15
2016	20	1685	6102456	Neighborhood Conservation/Code Enforcement	15	LMA	\$5,993.41
2016	20	1685	6103265	Neighborhood Conservation/Code Enforcement	15	LMA	\$1,874.15
					15	Matrix Code	\$190,843.84
2016	19	1684	6024817	Gary Small Business Development and Expansion Initiative	18C	LMCMC	\$2,713.75
2016	19	1684	6032979	Gary Small Business Development and Expansion Initiative	18C	LMCMC	\$705.20
2016	19	1684	6038361	Gary Small Business Development and Expansion Initiative	18C	LMCMC	\$1,394.72
2016	19	1684	6042714	Gary Small Business Development and Expansion Initiative	18C	LMCMC	\$1,257.00
2016	19	1684	6048565	Gary Small Business Development and Expansion Initiative	18C	LMCMC	\$1,352.00
2016	19	1684	6051569	Gary Small Business Development and Expansion Initiative	18C	LMCMC	\$2,856.00
2016	19	1684	6057931	Gary Small Business Development and Expansion Initiative	18C	LMCMC	\$1,500.00
2016	19	1684	6062570	Gary Small Business Development and Expansion Initiative	18C	LMCMC	\$390.15
2016	19	1684	6065974	Gary Small Business Development and Expansion Initiative	18C	LMCMC	\$2,093.35
2016	19	1684	6069540	Gary Small Business Development and Expansion Initiative	18C	LMCMC	\$1,200.00
2016	19	1684	6073528	Gary Small Business Development and Expansion Initiative	18C	LMCMC	\$2,200.00
2016	19	1684	6079041	Gary Small Business Development and Expansion Initiative	18C	LMCMC	\$3,695.00
2016	19	1684	6083568	Gary Small Business Development and Expansion Initiative	18C	LMCMC	\$932.08
2016	19	1684	6085231	Gary Small Business Development and Expansion Initiative	18C	LMCMC	\$2,580.25
2016	19	1684	6086270	Gary Small Business Development and Expansion Initiative	18C	LMCMC	\$100.00
2016	19	1684	6090795	Gary Small Business Development and Expansion Initiative	18C	LMCMC	\$1,407.00
2016	19	1684	6092205	Gary Small Business Development and Expansion Initiative	18C	LMCMC	\$942.75



Department of the Army, Office of the Inspector General
 Integrated Management and Information System
 PR26 - OIG Financial Summary Report
 Program Year 2017
 GARY, IN

Plan Year	IDIS Project	IDIS Activity	Voucher Number	Activity Name	Matrix Code	National Objective	Drawn Amount
2016	19	1684	6096571	Gary Small Business Development and Expansion Initiative	18C	LMCMC	\$1,314.00
2016	19	1684	6100066	Gary Small Business Development and Expansion Initiative	18C	LMCMC	\$1,885.25
2016	19	1684	6106286	Gary Small Business Development and Expansion Initiative	18C	LMCMC	\$1,167.25
Total							\$30,965.83

LINE 27 DETAIL ACTIVITIES INCLUDED IN THE COMPUTATION OF LINE 27


Plan Year	IDIS Project	IDIS Activity	Voucher Number	Activity Name	Matrix Code	National Objective	Drawn Amount
2016	2	1647	5982503	Gary Commission for Women (The Ark Shelter Operations)	03T	LMC	\$3,222.70
2016	2	1647	5995833	Gary Commission for Women (The Ark Shelter Operations)	03T	LMC	\$3,128.88
2016	2	1647	6000291	Gary Commission for Women (The Ark Shelter Operations)	03T	LMC	\$1,604.97
2016	2	1647	6000434	Gary Commission for Women (The Ark Shelter Operations)	03T	LMC	\$1,604.97
2016	2	1647	6001140	Gary Commission for Women (The Ark Shelter Operations)	03T	LMC	\$1,604.97
2016	2	1647	6001158	Gary Commission for Women (The Ark Shelter Operations)	03T	LMC	\$3,166.98
2016	2	1647	6001362	Gary Commission for Women (The Ark Shelter Operations)	03T	LMC	\$3,126.96
2016	2	1647	6001164	Gary Commission for Women (The Ark Shelter Operations)	03T	LMC	\$3,126.96
2016	2	1647	6002879	Gary Commission for Women (The Ark Shelter Operations)	03T	LMC	\$3,540.05
2016	2	1647	6007888	Gary Commission for Women (The Ark Shelter Operations)	03T	LMC	\$4,169.88
2016	2	1647	6008069	Gary Commission for Women (The Ark Shelter Operations)	03T	LMC	\$1,826.82
2016	2	1647	6012653	Gary Commission for Women (The Ark Shelter Operations)	03T	LMC	\$8,449.43
2016	2	1647	6017219	Gary Commission for Women (The Ark Shelter Operations)	03T	LMC	\$8,442.68
2016	2	1647	6018227	Gary Commission for Women (The Ark Shelter Operations)	03T	LMC	\$1,827.68
2016	2	1647	6021646	Gary Commission for Women (The Ark Shelter Operations)	03T	LMC	\$3,888.80
2016	2	1647	6068108	Gary Commission for Women (The Ark Shelter Operations)	03T	LMC	\$880.72
2016	2	1647	6068109	Gary Commission for Women (The Ark Shelter Operations)	03T	LMC	\$601.04
2016	2	1647	6071153	Gary Commission for Women (The Ark Shelter Operations)	03T	LMC	\$2,302.86
2016	2	1647	6077942	Gary Commission for Women (The Ark Shelter Operations)	03T	LMC	\$888.02
2016	2	1647	6083320	Gary Commission for Women (The Ark Shelter Operations)	03T	LMC	\$1,675.68
2016	3	1649	6048942	Gary Commission for Women (The Ark II Daycare)	03T	LMC	\$1,484.85
2016	3	1649	6048472	Gary Commission for Women (The Ark II Daycare)	03T	LMC	\$780.91
2016	3	1649	6049009	Gary Commission for Women (The Ark II Daycare)	03T	LMC	\$1,146.51
2016	3	1649	6053656	Gary Commission for Women (The Ark II Daycare)	03T	LMC	\$1,328.96
2016	3	1649	6058303	Gary Commission for Women (The Ark II Daycare)	03T	LMC	\$1,145.69
2016	3	1649	6062802	Gary Commission for Women (The Ark II Daycare)	03T	LMC	\$1,334.84
2016	3	1649	6067463	Gary Commission for Women (The Ark II Daycare)	03T	LMC	\$1,145.69
2016	3	1649	6068104	Gary Commission for Women (The Ark II Daycare)	03T	LMC	\$728.67
2016	3	1649	6068105	Gary Commission for Women (The Ark II Daycare)	03T	LMC	\$775.11
2016	3	1649	6071157	Gary Commission for Women (The Ark II Daycare)	03T	LMC	\$1,140.71
2016	3	1649	6077941	Gary Commission for Women (The Ark II Daycare)	03T	LMC	\$760.34
Total							\$81,140.83
2015	2	1617	5999468	Youth Services Bureau (Out of School Time Programming)	05D	LMC	\$1,806.69
2015	2	1617	6001136	Youth Services Bureau (Out of School Time Programming)	05D	LMC	\$28.50
2015	2	1617	6002870	Youth Services Bureau (Out of School Time Programming)	05D	LMC	\$1,744.74
2015	2	1617	6008083	Youth Services Bureau (Out of School Time Programming)	05D	LMC	\$1,666.40
2015	2	1622	6028386	YWCA of NWI (Yes We Can Learn to Swim Program)	05D	LMC	\$1,189.17
2015	8	1651	6008313	Gary Youth Services Bureau - Out of School Time Program	05D	LMC	\$682.18
2016	8	1651	6008316	Gary Youth Services Bureau - Out of School Time Program	05D	LMC	\$284.66
2016	8	1651	6012663	Gary Youth Services Bureau - Out of School Time Program	05D	LMC	\$2,487.75
2016	8	1651	6017247	Gary Youth Services Bureau - Out of School Time Program	05D	LMC	\$1,814.68
2016	8	1651	6018225	Gary Youth Services Bureau - Out of School Time Program	05D	LMC	\$331.28
2016	8	1651	6021644	Gary Youth Services Bureau - Out of School Time Program	05D	LMC	\$1,505.76
2016	8	1651	6026249	Gary Youth Services Bureau - Out of School Time Program	05D	LMC	\$3,207.16
2016	8	1651	6029164	Gary Youth Services Bureau - Out of School Time Program	05D	LMC	\$942.60
2016	8	1651	6032340	Gary Youth Services Bureau - Out of School Time Program	05D	LMC	\$3,555.79



Department of Housing and Urban Development
 Integrated Disbursement and Information System
 ER26 - CDBG Financial Summary Report
 Program Year: 2017
 GARY, IN

PAGE

Plan Year	IDIS Project	IDIS Activity	Voucher Number	Activity Name	Match Code	National Objective	Drawn Amount
2016	8	1651	6032871	Gary Youth Services Bureau- Out of School Time Program	05D	LMC	\$4,091.70
2016	8	1651	6036792	Gary Youth Services Bureau- Out of School Time Program	05D	LMC	\$160.16
2016	8	1651	6040411	Gary Youth Services Bureau- Out of School Time Program	05D	LMC	\$4,354.29
2016	8	1651	6045769	Gary Youth Services Bureau- Out of School Time Program	05D	LMC	\$4,078.31
2016	8	1651	6048470	Gary Youth Services Bureau- Out of School Time Program	05D	LMC	\$266.78
2016	8	1651	6049007	Gary Youth Services Bureau- Out of School Time Program	05D	LMC	\$3,475.23
2016	8	1651	6053655	Gary Youth Services Bureau- Out of School Time Program	05D	LMC	\$2,062.36
2016	8	1651	6058293	Gary Youth Services Bureau- Out of School Time Program	05D	LMC	\$2,062.36
2016	8	1651	6052801	Gary Youth Services Bureau- Out of School Time Program	05D	LMC	\$2,062.36
2016	8	1651	6057465	Gary Youth Services Bureau- Out of School Time Program	05D	LMC	\$2,062.36
2016	8	1651	6058102	Gary Youth Services Bureau- Out of School Time Program	05D	LMC	\$77.84
2016	8	1651	6071155	Gary Youth Services Bureau- Out of School Time Program	05D	LMC	\$2,062.36
2016	8	1651	6073865	Gary Youth Services Bureau- Out of School Time Program	05D	LMC	\$2,062.36
2016	8	1651	6079780	Gary Youth Services Bureau- Out of School Time Program	05D	LMC	\$2,062.36
2016	8	1651	6083554	Gary Youth Services Bureau- Out of School Time Program	05D	LMC	\$2,067.08
2016	8	1651	6086319	Gary Youth Services Bureau- Out of School Time Program	05D	LMC	\$688.20
2016	8	1651	6087369	Gary Youth Services Bureau- Out of School Time Program	05D	LMC	\$2,062.36
2016	8	1651	6091608	Gary Youth Services Bureau- Out of School Time Program	05D	LMC	\$2,062.36
2016	8	1651	6094641	Gary Youth Services Bureau- Out of School Time Program	05D	LMC	\$2,062.36
2016	8	1651	6101387	Gary Youth Services Bureau- Out of School Time Program	05D	LMC	\$2,045.30
2016	8	1651	6101389	Gary Youth Services Bureau- Out of School Time Program	05D	LMC	\$888.20
2016	8	1651	6102450	Gary Youth Services Bureau- Out of School Time Program	05D	LMC	\$2,049.30
2016	8	1651	6103241	Gary Youth Services Bureau- Out of School Time Program	05D	LMC	\$688.20
2016	9	1654	6051566	Gary Literacy Coalition- Learning Partner Project	05D	LMC	\$16,000.00
2016	11	1656	6046728	YWCA of NWI	05D	LMC	\$12,188.47
2016	11	1656	6057930	YWCA of NWI	05D	LMC	\$7,411.53
							\$100,405.02
					05D	Matrix Code	
2016	4	1650	6087376	The Rainbow Shelter	05G	LMC	\$1,143.52
2016	4	1650	6091310	The Rainbow Shelter	05G	LMC	\$1,315.22
2016	4	1650	6094645	The Rainbow Shelter	05G	LMC	\$4,582.81
2016	4	1650	6094689	The Rainbow Shelter	05G	LMC	\$3,940.18
2016	4	1650	6094690	The Rainbow Shelter	05G	LMC	\$3,462.69
2016	4	1650	6094691	The Rainbow Shelter	05G	LMC	\$5,081.91
2016	4	1650	6094702	The Rainbow Shelter	05G	LMC	\$3,304.11
2016	4	1650	6094729	The Rainbow Shelter	05G	LMC	\$8,382.88
2016	4	1650	6094734	The Rainbow Shelter	05G	LMC	\$2,285.32
2016	4	1650	6094738	The Rainbow Shelter	05G	LMC	\$2,850.18
2016	4	1650	6094739	The Rainbow Shelter	05G	LMC	\$2,311.62
2016	4	1650	6094741	The Rainbow Shelter	05G	LMC	\$3,161.11
2016	4	1650	6094743	The Rainbow Shelter	05G	LMC	\$2,315.43
2016	4	1650	6094746	The Rainbow Shelter	05G	LMC	\$1,892.80
2016	4	1650	6094749	The Rainbow Shelter	05G	LMC	\$3,861.78
2016	4	1650	6094751	The Rainbow Shelter	05G	LMC	\$4,880.48
2016	4	1650	6094752	The Rainbow Shelter	05G	LMC	\$1,809.88
2016	4	1650	6094753	The Rainbow Shelter	05G	LMC	\$4,133.00
2016	4	1650	6094755	The Rainbow Shelter	05G	LMC	\$3,815.98
2016	4	1650	6094757	The Rainbow Shelter	05G	LMC	\$2,137.14
2016	4	1650	6094759	The Rainbow Shelter	05G	LMC	\$3,469.26
2016	4	1650	6101401	The Rainbow Shelter	05G	LMC	\$83.25
2016	4	1650	6101447	The Rainbow Shelter	05G	LMC	\$1,635.38
							\$66,649.40
					05G	Matrix Code	
2016	7	1646	6099499	Gary Human Relations	05J	LMC	\$1,482.17
2016	7	1646	6099931	Gary Human Relations	05J	LMC	\$2,318.80
2016	7	1646	6000789	Gary Human Relations	05J	LMC	\$1,454.86
2016	7	1646	6000436	Gary Human Relations	05J	LMC	\$1,454.86
2016	7	1646	6001157	Gary Human Relations	05J	LMC	\$1,454.86




Integrated Disbursement and Information System
 PR26 - COBC Financial Summary Report
 Program Year 2017

Page:

GARY, IN

Plan Year	IDIS Project	IDIS Activity	Voucher Number	Activity Name	Matrix Code	National Objective	Drawn Amount
2016	7	1646	6001143	Gary Human Relations	05J	LMC	\$2,348.60
2016	7	1646	6001146	Gary Human Relations	05J	LMC	\$2,348.60
2016	7	1646	6001147	Gary Human Relations	05J	LMC	\$2,348.60
2016	7	1646	6001149	Gary Human Relations	05J	LMC	\$2,348.60
2016	7	1646	6002373	Gary Human Relations	05J	LMC	\$3,445.22
2016	7	1646	6007896	Gary Human Relations	05J	LMC	\$2,001.46
2016	7	1646	6008065	Gary Human Relations	05J	LMC	\$1,474.48
2016	7	1646	6013008	Gary Human Relations	05J	LMC	\$2,500.16
Matrix Code							\$27,361.16
2015	2	1614	5999602	Gary Commission for Women (The Ark II Daycare	05L	LMC	\$1,072.21
2015	2	1614	5999632	Gary Commission for Women (The Ark II Daycare	05L	LMC	\$1,043.63
2015	2	1614	6000290	Gary Commission for Women (The Ark II Daycare	05L	LMC	\$763.39
2015	2	1614	6000435	Gary Commission for Women (The Ark II Daycare	05L	LMC	\$763.39
2015	2	1614	6001139	Gary Commission for Women (The Ark II Daycare	05L	LMC	\$763.39
2015	2	1614	6001150	Gary Commission for Women (The Ark II Daycare	05L	LMC	\$1,043.63
2015	2	1614	6001152	Gary Commission for Women (The Ark II Daycare	05L	LMC	\$1,043.63
2015	2	1614	6001154	Gary Commission for Women (The Ark II Daycare	05L	LMC	\$1,043.63
2015	2	1614	6001156	Gary Commission for Women (The Ark II Daycare	05L	LMC	\$1,043.63
2015	2	1614	6002276	Gary Commission for Women (The Ark II Daycare	05L	LMC	\$1,179.99
2015	2	1614	6007887	Gary Commission for Women (The Ark II Daycare	05L	LMC	\$1,328.24
2015	2	1614	6008067	Gary Commission for Women (The Ark II Daycare	05L	LMC	\$842.34
2015	2	1614	6012657	Gary Commission for Women (The Ark II Daycare	05L	LMC	\$1,143.84
2015	2	1614	6017218	Gary Commission for Women (The Ark II Daycare	05L	LMC	\$1,169.20
2015	2	1614	6018226	Gary Commission for Women (The Ark II Daycare	05L	LMC	\$801.40
2015	2	1614	6021645	Gary Commission for Women (The Ark II Daycare	05L	LMC	\$1,316.36
2015	2	1614	6026252	Gary Commission for Women (The Ark II Daycare	05L	LMC	\$1,163.61
2015	2	1614	6029168	Gary Commission for Women (The Ark II Daycare	05L	LMC	\$642.28
2015	2	1614	6032341	Gary Commission for Women (The Ark II Daycare	05L	LMC	\$1,169.28
2015	2	1614	6035974	Gary Commission for Women (The Ark II Daycare	05L	LMC	\$1,666.64
2015	2	1614	6038793	Gary Commission for Women (The Ark II Daycare	05L	LMC	\$886.04
2015	2	1614	6040412	Gary Commission for Women (The Ark II Daycare	05L	LMC	\$1,473.28
2015	2	1614	6045941	Gary Commission for Women (The Ark II Daycare	05L	LMC	\$10.88
Matrix Code							\$23,707.94
2015	2	1619	6023562	Gary Health Department (STD/HIV Clinic)	05M	LMC	\$500.00
2015	2	1619	6032350	Gary Health Department (STD/HIV Clinic)	05M	LMC	\$1,116.08
2015	2	1619	6035982	Gary Health Department (STD/HIV Clinic)	05M	LMC	\$1,116.08
2015	2	1619	6040423	Gary Health Department (STD/HIV Clinic)	05M	LMC	\$1,116.08
2015	7	1619	6045785	Gary Health Department (STD/HIV Clinic)	05M	LMC	\$1,116.08
2015	2	1619	6049014	Gary Health Department (STD/HIV Clinic)	05M	LMC	\$1,116.08
2015	2	1619	6093663	Gary Health Department (STD/HIV Clinic)	05M	LMC	\$1,099.87
2015	2	1619	6098309	Gary Health Department (STD/HIV Clinic)	05M	LMC	\$967.43
2015	2	1619	6062812	Gary Health Department (STD/HIV Clinic)	05M	LMC	\$1,116.08
2015	2	1619	6067474	Gary Health Department (STD/HIV Clinic)	05M	LMC	\$1,116.08
2015	2	1619	6071165	Gary Health Department (STD/HIV Clinic)	05M	LMC	\$1,116.08
2015	2	1619	6075895	Gary Health Department (STD/HIV Clinic)	05M	LMC	\$1,116.08
2015	2	1619	6079967	Gary Health Department (STD/HIV Clinic)	05M	LMC	\$4,108.47
2015	2	1619	6083564	Gary Health Department (STD/HIV Clinic)	05M	LMC	\$913.14
2015	2	1619	6087993	Gary Health Department (STD/HIV Clinic)	05M	LMC	\$1,116.08
2015	2	1619	6091618	Gary Health Department (STD/HIV Clinic)	05M	LMC	\$1,116.08
2015	2	1619	6094650	Gary Health Department (STD/HIV Clinic)	05M	LMC	\$1,116.08
2015	2	1619	6101918	Gary Health Department (STD/HIV Clinic)	05M	LMC	\$1,116.08
2015	2	1619	6102955	Gary Health Department (STD/HIV Clinic)	05M	LMC	\$1,116.08
2016	5	1652	6022965	Gary Health Dept. - Maternal Child Health	05M	LMC	\$30,073.91
2016	5	1652	6023856	Gary Health Dept. - Maternal Child Health	05M	LMC	\$2,099.82
2016	5	1652	6079525	Gary Health Dept. - Maternal Child Health	05M	LMC	\$2,126.57
2016	6	1653	6062636	Gary Health Dept. - Sexually Transmitted Diseases	05M	LMC	\$7,866.30



Department of Housing and Community Development
 Integrated Management and Information System
 FY16 - CDBG Fiscal Summary Report
 Program Year 2017


PAGE: 13

GARY, IN

Plan Year	IDIS Project	IDIS Activity	Voucher Number	Activity Name	Matrix Code	National Objective	Drawn Amount
					05H	Matrix Code	\$62,360.43
2016	13	1655	5999505	Homeownership Opportunity Network (HON)	05U	LMC	\$867.66
2016	13	1655	5999836	Homeownership Opportunity Network (HON)	05U	LMC	\$863.56
2016	13	1655	6000294	Homeownership Opportunity Network (HON)	05U	LMC	\$671.88
2016	13	1655	6000430	Homeownership Opportunity Network (HON)	05U	LMC	\$671.88
2016	13	1655	6001142	Homeownership Opportunity Network (HON)	05U	LMC	\$671.88
2016	10	1655	6001167	Homeownership Opportunity Network (HON)	05U	LMC	\$863.66
2016	10	1655	6001170	Homeownership Opportunity Network (HON)	05U	LMC	\$863.66
2016	10	1655	6001172	Homeownership Opportunity Network (HON)	05U	LMC	\$863.66
2016	10	1655	6001175	Homeownership Opportunity Network (HON)	05U	LMC	\$863.66
2016	10	1655	6002981	Homeownership Opportunity Network (HON)	05U	LMC	\$875.02
2016	10	1655	6007092	Homeownership Opportunity Network (HON)	05U	LMC	\$931.36
2016	10	1655	6008073	Homeownership Opportunity Network (HON)	05U	LMC	\$126.84
2016	10	1655	6012650	Homeownership Opportunity Network (HON)	05U	LMC	\$931.36
2016	10	1655	6017223	Homeownership Opportunity Network (HON)	05U	LMC	\$931.36
2016	10	1655	6018279	Homeownership Opportunity Network (HON)	05U	LMC	\$123.94
2016	10	1655	6021649	Homeownership Opportunity Network (HON)	05U	LMC	\$931.36
2016	10	1655	6026250	Homeownership Opportunity Network (HON)	05U	LMC	\$931.36
2016	10	1655	6029171	Homeownership Opportunity Network (HON)	05U	LMC	\$194.80
2016	10	1655	6032344	Homeownership Opportunity Network (HON)	05U	LMC	\$931.36
2016	10	1655	6038796	Homeownership Opportunity Network (HON)	05U	LMC	\$123.94
2016	10	1655	6045778	Homeownership Opportunity Network (HON)	05U	LMC	\$931.36
2016	10	1655	6045780	Homeownership Opportunity Network (HON)	05U	LMC	\$931.36
2016	10	1655	6045781	Homeownership Opportunity Network (HON)	05U	LMC	\$931.36
2016	10	1655	6048477	Homeownership Opportunity Network (HON)	05U	LMC	\$123.94
2016	10	1655	6049011	Homeownership Opportunity Network (HON)	05U	LMC	\$931.36
2016	10	1655	6053559	Homeownership Opportunity Network (HON)	05U	LMC	\$931.36
2016	10	1655	6058305	Homeownership Opportunity Network (HON)	05U	LMC	\$931.36
2016	10	1655	6062807	Homeownership Opportunity Network (HON)	05U	LMC	\$931.36
2016	10	1655	6067470	Homeownership Opportunity Network (HON)	05U	LMC	\$931.36
2016	10	1655	6068113	Homeownership Opportunity Network (HON)	05U	LMC	\$79.81
2016	10	1655	6068114	Homeownership Opportunity Network (HON)	05U	LMC	\$64.07
2016	10	1655	6071160	Homeownership Opportunity Network (HON)	05U	LMC	\$931.36
2016	10	1655	6075888	Homeownership Opportunity Network (HON)	05U	LMC	\$931.36
2016	10	1655	6077944	Homeownership Opportunity Network (HON)	05U	LMC	\$94.97
2016	10	1655	6079953	Homeownership Opportunity Network (HON)	05U	LMC	\$931.36
2016	10	1655	6083557	Homeownership Opportunity Network (HON)	05U	LMC	\$931.36
2016	10	1655	6086323	Homeownership Opportunity Network (HON)	05U	LMC	\$92.48
2016	10	1655	6101408	Homeownership Opportunity Network (HON)	05U	LMC	\$64.07
2016	10	1655	6103260	Homeownership Opportunity Network (HON)	05U	LMC	\$64.07
					05U	Matrix Code	\$24,213.05
Total							\$365,437.65

LINE 37 DETAIL: ACTIVITIES INCLUDED IN THE COMPUTATION OF LINE 37

Plan Year	IDIS Project	IDIS Activity	Voucher Number	Activity Name	Matrix Code	National Objective	Drawn Amount
2015	6	1632	6032975	Continuum of Care/Drug Free Gary Coalition	21A		\$2,500.00
2016	21	1662	5999495	General Administration	21A		\$16,070.44
2016	21	1662	6000061	General Administration	21A		\$15,736.00
2016	21	1662	6000285	General Administration	21A		\$7,899.57
2016	21	1662	6000437	General Administration	21A		\$7,899.57
2016	21	1662	6001132	General Administration	21A		\$1,348.16
2016	21	1662	6002857	General Administration	21A		\$16,005.20
2016	21	1662	6003034	General Administration	21A		\$1,348.16
2016	21	1662	6007885	General Administration	21A		\$16,377.88




U.S. Department of Justice, Office of the Inspector General
Integrated Disbursement and Information System
FY25 - OIG Financial Summary Report
Program Year 2017

PAGE:

GARY, TN

Plan Year	IDIS Project	IDIS Activity	Voucher Number	Activity Name	Matrix Code	National Objective	Drawn Amount
2016	21	1662	6010663	General Administration	21A		\$2,761.34
2016	21	1662	6010690	General Administration	21A		\$607.40
2016	21	1662	6012667	General Administration	21A		\$16,377.60
2016	21	1662	6012994	General Administration	21A		\$740.84
2016	21	1662	6014773	General Administration	21A		\$35.01
2016	21	1662	6017216	General Administration	21A		\$16,377.60
2016	21	1662	6018224	General Administration	21A		\$2,648.33
2016	21	1662	6021555	General Administration	21A		\$836.42
2016	21	1662	6021642	General Administration	21A		\$16,377.60
2016	21	1662	6023835	General Administration	21A		\$84.71
2016	21	1662	6026243	General Administration	21A		\$91.16
2016	21	1662	6026247	General Administration	21A		\$16,438.51
2016	21	1662	6028382	General Administration	21A		\$226.87
2016	21	1662	6029169	General Administration	21A		\$8,884.51
2016	21	1662	6030044	General Administration	21A		\$80.91
2016	21	1662	6032839	General Administration	21A		\$16,442.25
2016	21	1662	6032874	General Administration	21A		\$21.15
2016	21	1662	6035860	General Administration	21A		\$16,438.51
2016	21	1662	6038352	General Administration	21A		\$576.86
2016	21	1662	6038791	General Administration	21A		\$7,913.33
2016	21	1662	6040409	General Administration	21A		\$38.15
2016	21	1662	6040410	General Administration	21A		\$16,438.51
2016	21	1662	6042795	General Administration	21A		\$143.40
2016	21	1662	6044392	General Administration	21A		\$84.75
2016	21	1662	6045266	General Administration	21A		\$16,438.51
2016	21	1662	6046466	General Administration	21A		\$7,875.79
2016	21	1662	6048752	General Administration	21A		\$8.00
2016	21	1662	6049905	General Administration	21A		\$16,438.51
2016	21	1662	6051959	General Administration	21A		\$187.91
2016	21	1662	6053847	General Administration	21A		\$192.43
2016	21	1662	6053848	General Administration	21A		\$14,438.51
2016	21	1662	6057911	General Administration	21A		\$7,115.41
2016	21	1662	6058298	General Administration	21A		\$14,438.51
2016	21	1662	6060357	General Administration	21A		\$129.49
2016	21	1662	6062565	General Administration	21A		\$385.39
2016	21	1662	6062799	General Administration	21A		\$16,438.51
2016	21	1662	6065969	General Administration	21A		\$250.00
2016	21	1662	6065921	General Administration	21A		\$5,037.52
2016	21	1662	6067464	General Administration	21A		\$16,483.56
2016	21	1662	6068099	General Administration	21A		\$7,477.39
2016	21	1662	6068101	General Administration	21A		\$7,675.79
2016	21	1662	6069534	General Administration	21A		\$185.77
2016	21	1662	6071154	General Administration	21A		\$16,438.51
2016	21	1662	6072354	General Administration	21A		\$94.89
2016	21	1662	6073523	General Administration	21A		\$7,230.95
2016	21	1662	6075884	General Administration	21A		\$16,438.51
2016	21	1662	6075919	General Administration	21A		\$84.71
2016	21	1662	6077370	General Administration	21A		\$887.18
2016	21	1662	6077939	General Administration	21A		\$7,875.79
2016	21	1662	6079278	General Administration	21A		\$16,438.51
2016	21	1662	6081835	General Administration	21A		\$95.99
2016	21	1662	6083550	General Administration	21A		\$205.76
2016	21	1662	6083552	General Administration	21A		\$16,478.68
2016	21	1662	6086318	General Administration	21A		\$7,428.88
2016	21	1662	6086768	General Administration	21A		\$44.28
2016	21	1662	6087367	General Administration	21A		\$16,438.51
2016	21	1662	6090778	General Administration	21A		\$143.24



Department of Health and Human Services
 Office of Management and Enterprise Services
 Integrated Disbursement and Information System
 PR26 - CBIG Financial Summary Report
 Program Year 2017

FPMR
 PAGE 12

GARY, IN

Plan Year	IDIS Project	IDIS Activity	Voucher Number	Activity Name	Matrix Code	National Objective	Drawn Amount
2016	21	1662	6090790	General Administration	21A		\$222.62
2016	21	1662	6091606	General Administration	21A		\$16,439.51
2016	21	1662	6094640	General Administration	21A		\$16,439.51
2016	21	1662	6094642	General Administration	21A		\$18.80
2016	21	1662	6096587	General Administration	21A		\$17.14
2016	21	1662	6098662	General Administration	21A		\$343.07
2016	21	1662	6100063	General Administration	21A		\$22.88
2016	21	1662	6101585	General Administration	21A		\$16,439.51
2016	21	1662	6101386	General Administration	21A		\$7,875.79
2016	21	1662	6102449	General Administration	21A		\$16,439.51
2016	21	1662	6102374	General Administration	21A		\$87.58
2016	21	1662	6103210	General Administration	21A		\$7,875.79
2016	22	1704	6053650	Continuum of Care Network of NWI, Inc/Drug Free Gary Coalition	21A		\$17,500.00
2016	22	1704	6090785	Continuum of Care Network of NWI, Inc/Drug Free Gary Coalition	21A		\$2,500.00
2016	22	1704	6090975	Continuum of Care Network of NWI, Inc/Drug Free Gary Coalition	21A		\$7,500.00
2016	22	1704	6100264	Continuum of Care Network of NWI, Inc/Drug Free Gary Coalition	21A		\$2,500.00
Total					21A	Matrix Code	\$592,689.78