

COUNCIL PENDING ORDINANCE NO. 2012-93
ORDINANCE NO. 8628
As Amended By Substitution October 30, 2012
Certification Date _____
Certified By _____
Favorably _____
Unfavorably _____

AN ORDINANCE APPROVING THE SALARIES FOR EMPLOYEES OF THE CITY
OF GARY FOR THE CALENDAR YEAR 2013

WHEREAS, Section 36-4-7-3 of the Indiana Code, directs that the salaries of each and every appointive officer, employee, deputy assistant and institutional head, shall be fixed by the Mayor subject to approval of the Common Council, and

WHEREAS, The Salaries of the officers and employees of the City of Gary schedule of which is attached hereto, and made a part hereof, and marked for purposes of identification as "City of Gary 2013 Salary Budget", and


WHEREAS, Amended Sections 36-4-7-3 further require that all such salaries be fixed by November 1 for the next succeeding fiscal year,

NOW THEREFORE, BE IT ORDAINED by the Common Council of the City of Gary, Indiana as follows:


SECTION 1. That the Salary Schedule which is attached hereto and made a part hereof, which is marked for purposes of identification as "City of Gary 2013 Salary Budget" is approved by the Common Council of the City of Gary.

SECTION 2. The ordinance shall be in full force and effective beginning January 1, 2013.

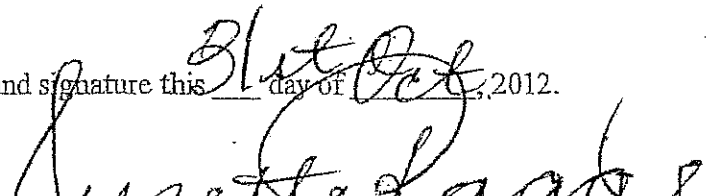
PASSED and ADOPTED, by the Common Council of the City of Gary, Indiana, this 30th day of Oct., 2012.


PRESIDENT OFFICER


ATTEST:


CITY CLERK

Presented by me to the Mayor for approval and signature this 31st day of Oct., 2012.


CITY CLERK

APPROVED and SIGNED by me this 31st day of Oct., 2012.


MAYOR, CITY OF GARY, INDIANA

C.P.O. 2012-93/8628

PREPARED BY: Law Department

SPONSORED BY: Mayor Karen Freeman-Wilson
Celita Green, Controller

COMMITTEE ASSIGNMENT	<u>Finance</u>	Reported-out/Date	<u>9-18-12</u>
1st Reading/Date	<u>9-18-12</u>	Committee Hearing/Date	<u>9-26-12</u>
2nd Reading/Date	<u>9-18-12</u>	Public Hearing/Date	<u>10-2-12, 10-19-12</u>
3rd Reading/Date	<u>10-2-12, 10-19-12</u>	Final Reading/Date	<u>10-30-12</u>
Passed/Date	<u>-</u>	Defeated/Date	<u>-</u>
Deferred/Date	<u>-</u>	Adopted/Date	<u>10-30-12</u>
Tabled/Date	<u>-</u>	Override/Date	<u>-</u>
Publication/Date	<u>-</u>	Community Hearing/Date	<u>-</u>
Veto Date	<u>-</u>	Pocket Veto Date	<u>-</u>
		Adopted Date	<u>10-30-12</u>

CITY OF GARY 2013 SALARY BUDGET

**D E P T: 10-MAYOR'S OFFICE
F U N D: 101-GENERAL FUND
C I T Y: G A R Y**

JOB DESCRIPTION	EMPL TYPE	# EMPL	ORIGINAL SALARY	APPROVED 2012 SALARY BUDGET	PROPOSED 2013 SALARY BUDGET	2013 REDUCTIONS TO SALARY			Gary Sanitary District	PROPOSED 2013 BI-WEEKLY PAY	
				TOTAL SALARY	TOTAL SALARIES	FURLOUGH 10 DAYS	FURLOUGH PER DAY	ADDTL REDUCTION BEFORE FURLOUGH DAYS	670-688 REVISED	UNIT SALARY	TOTAL SALARIES
MAYOR	F,S	1	\$88,021.00	\$81,175.00	\$81,175.00	\$3,260.00	\$326.00	\$3,586.00	\$54,075.00	\$3,247.50	\$3,247.50
DEPUTY MAYOR (UNFUNDED)	F,S	1	\$61,800.00	\$56,993.10	\$0.00	\$0.00	\$0.00	\$0.00	\$0.00	\$0.00	\$0.00
EXECUTIVE ASST.	F,S	1	\$51,500.00	\$47,494.60	\$47,494.60	\$1,907.40	\$190.74	\$2,098.00		\$1,900.08	\$1,900.08
ADMINISTRATIVE ASST. I (ELIMINATED)	F,S	1	\$27,200.00	\$35,637.30	\$0.00	\$0.00	\$0.00			\$0.00	\$0.00
ADMINISTRATIVE ASST.-Reception	F,S	1	\$37,008.00	\$37,008.00	\$37,008.00	\$0.00	\$0.00			\$1,423.38	\$1,423.38
CHIEF OF STAFF	F,S	1	\$86,396.23	\$80,039.48	\$80,039.48	\$3,274.75	\$280.19	\$3,082.04	\$18,960.70	\$3,204.39	\$3,204.39
PRESS SEC./EVENTS COORD(TRSF TO MEDIA R	F,S	1	\$41,452.25	\$38,000.00	\$0.00	\$0.00	\$0.00			\$0.00	\$0.00
SPECIAL ASSIST.-CONSTITUTENT SERVICES	F,S	1	\$75,834.00	\$0.00	\$70,000.62	\$2,800.02	\$280.00	\$ 3,033.36		\$2,800.02	\$2,800.02
FULL-TIME SUBTOTAL		7	\$469,211.48	\$376,347.48	\$315,717.70	\$11,242.17	\$1,076.93	\$11,799.40	\$73,035.70	\$17,612.60	\$17,612.60
GARY SANITARY DISTRICT		0	\$0.00	\$0.00	\$0.00	\$0.00	\$0.00	\$0.00	\$73,035.70	\$0.00	\$0.00
TOTAL		7	\$469,211.48	\$376,347.48	\$315,717.70	\$11,242.17	\$1,076.93	\$11,799.40	\$73,035.70	\$17,612.60	\$17,612.60

CITY OF GARY 2013 SALARY BUDGET

**D E P T : 20-CITY COUNCIL
F U N D : 101-GENERAL FUND
C I T Y : G A R Y**

				APPROVED 2012 SALARY BUDGET	PROPOSED 2013 SALARY BUDGET	2013 REDUCTIONS TO SALARY			Gary Sanitary District		PROPOSED 2012 BI-WEEKLY SALARY BUDGET		
JOB DESCRIPTION	EMPL TYPE	# EMPL	ORIGINAL SALARY	UNIT SALARIES	TOTAL SALARIES	TOTAL SALARIES	FURLOUGH 10 DAYS	FURLOUGH PER DAY	ADDTL REDUCTIONS	670-888	# EMPL	UNIT SALARY	TOTAL SALARIES
COUNCIL MEMBER	O.S	1	\$28,727.00	\$27,530.00	\$27,530.00	\$28,727.00					1	\$1,104.88	\$1,104.88
COUNCIL MEMBER	O.S	1	\$28,727.00	\$27,530.00	\$27,530.00	\$28,727.00					1	\$1,104.88	\$1,104.88
COUNCIL MEMBER	O.S	1	\$28,727.00	\$27,530.00	\$27,530.00	\$28,727.00					1	\$1,104.88	\$1,104.88
COUNCIL MEMBER	O.S	1	\$28,727.00	\$27,530.00	\$27,530.00	\$28,727.00					1	\$1,104.88	\$1,104.88
COUNCIL MEMBER	O.S	1	\$28,727.00	\$27,530.00	\$27,530.00	\$28,727.00					1	\$1,104.88	\$1,104.88
COUNCIL MEMBER	O.S	1	\$28,727.00	\$27,530.00	\$27,530.00	\$28,727.00					1	\$1,104.88	\$1,104.88
COUNCIL MEMBER	O.S	1	\$28,727.00	\$27,530.00	\$27,530.00	\$28,727.00					1	\$1,104.88	\$1,104.88
COUNCIL MEMBER	O.S	1	\$28,727.00	\$27,530.00	\$27,530.00	\$28,727.00					1	\$1,104.88	\$1,104.88
COUNCIL MEMBER	O.S	1	\$28,727.00	\$27,530.00	\$27,530.00	\$28,727.00					1	\$1,104.88	\$1,104.88
OFFICE MANAGER	F.S	1	\$40,000.00	\$38,518.52	\$38,518.52	\$40,000.00					1	\$1,538.46	\$1,538.46
LEGISLATIVE RESOURCE COORDINATOR	F.S	1	\$35,407.00	\$34,095.63	\$34,095.63	\$35,407.00					1	\$1,361.81	\$1,361.81
LEGISLATIVE ASSISTANT II	F.S	1	\$30,851.00	\$29,708.37	\$29,708.37	\$30,851.00					1	\$1,186.58	\$1,186.58
LEGISLATIVE ASSISTANT II	F.S	1	\$30,851.00	\$29,708.37	\$29,708.37	\$30,851.00					1	\$1,186.58	\$1,186.58
LEGISLATIVE ASSISTANT III	F.S	1	\$28,950.00	\$27,877.78	\$27,877.78	\$28,950.00					1	\$1,113.46	\$1,113.46
VIDEO TECHNICIAN	F.S	1	\$41,328.00	\$39,797.33	\$39,797.33	\$41,328.00					1	\$1,589.54	\$1,589.54
FULL-TIME SUBTOTAL		6	\$207,387.00	\$199,706.00	\$199,706.00	\$207,387.00	\$0.00	\$0.00	\$0.00	\$0.00	6	\$7,976.42	\$7,976.42
PART-TIME SUBTOTAL		9	\$258,543.00	\$247,770.00	\$247,770.00	\$258,543.00	\$0.00	\$0.00	\$0.00	\$0.00	9	\$9,943.96	\$9,943.96
TOTAL		15	\$465,930.00	\$447,476.00	\$447,476.00	\$465,930.00	\$0.00	\$0.00	\$0.00	\$0.00	15	\$17,920.38	\$17,920.38

CITY OF GARY 2013 SALARY BUDGET

**D E P T : 30 - CITY COURT
F U N D : 101 GENERAL FUND
C I T Y : GARY**

JOB DESCRIPTION	EMP L TYPE	# EMPL	ORIGINAL SALARY	APPROVED 2012 SALARY BUDGET		PROPOSED 2013 SALARY BUDGET	2013 REDUCTIONS TO SALARY			GARY SANITARY DISTRICT	# EMPL	PROPOSED 2013 BI-WEEKLY SALARY	
			TOTAL SALARIES	UNIT SALARIES	TOTAL SALARIES	TOTAL SALARIES	FURLOUGH 10 DAYS	FURLOUGH PER DAY	ADDTL REDUCTIONS BEFORE FURLOUGH	UNIT SALARY		TOTAL SALARIES	
JUDGE	O.S	1	\$67,000	\$67,000	\$67,000	\$67,000					1	\$2,576.92	\$2,576.92
COURT ADMINISTRATOR	F.S	1	\$45,000	\$42,354	\$42,354	\$42,354					1	\$1,629.00	\$1,629.00
PROBATION OFFICER	F.S	1	\$43,000	\$41,512	\$41,512	\$41,512					1	\$1,596.62	\$1,596.62
REFEREE	F.S	1	\$31,700	\$32,500	\$32,500	\$32,500					1	\$1,250.00	\$1,250.00
PROBATION SECRETARY	F.S	1	\$31,700	\$31,700	\$31,700	\$27,200					1	\$1,046.15	\$1,046.15
PRETRIAL SUPERVISOR	F.S	1	\$31,700	\$31,700	\$31,700	\$31,700					1	\$1,219.23	\$1,219.23
CHIEF BAILIFF	F.S	1	\$31,500	\$31,700	\$31,700	\$31,700					1	\$1,219.23	\$1,219.23
REFEREE	F.S	1	\$25,000	\$30,410	\$30,410	\$30,410					1	\$1,169.62	\$1,169.62
DC CASEMANAGER	F.S	1	\$30,000	\$30,000	\$30,000	\$35,000					1	\$1,346.15	\$1,346.15
PROBATION OFFICER	F.S	1	\$30,000	\$39,098	\$39,098	\$32,000					1	\$1,230.77	\$1,230.77
PRE-TRIAL INVESTIGATOR	F.S	1	\$30,000	\$30,000	\$30,000	\$30,000					1	\$1,153.85	\$1,153.85
LAB TECHNICIAN	F.S	1	\$17,000	\$28,500	\$28,500	\$29,000					1	\$1,115.38	\$1,115.38
NIGHT COURT SUPERVISOR	F.S	1	\$28,500	\$28,500	\$28,500	\$28,500					1	\$1,096.15	\$1,096.15
PRE-TRIAL INVESTIGATOR	F.S	1	\$30,000	\$28,000	\$28,000	\$28,000					1	\$1,076.92	\$1,076.92
ASST. CHIEF BAILIFF	F.S	1	\$28,500	\$28,500	\$28,500	\$28,500					1	\$1,096.15	\$1,096.15
PROBATION OFFICER	F.S	1	\$27,200	\$27,200	\$27,200	\$27,200					1	\$1,046.15	\$1,046.15
ADMINISTRATIVE ASSIST.	F.S	1	\$27,200	\$27,200	\$27,200	\$27,200					1	\$1,046.15	\$1,046.15
SECRETARY	F.S	1	\$23,500	\$24,000	\$24,000	\$24,000					1	\$923.08	\$923.08
DC CASEMANAGER	F.S	1	\$27,500	\$30,000	\$30,000	\$30,000					1	\$1,153.85	\$1,153.85
BAILIFF	F.S	1	\$26,000	\$26,000	\$26,000	\$26,000					1	\$1,000.00	\$1,000.00
COURT REPORTER	F.S	1	\$20,500	\$20,500	\$20,500	\$15,500					1	\$596.15	\$596.15
SECRETARY	F.S	1	\$26,000	\$26,000	\$26,000	\$6,000					1	\$230.77	\$230.77
CIVIL MAGISTRATE(REFEREE)	F.S	1	\$25,500	\$25,000	\$25,000	\$25,000					1	\$961.54	\$961.54
BAILIFF	F.S	1	\$25,800	\$25,800	\$25,800	\$25,800					1	\$992.31	\$992.31
COMMUNITY SERVICE COOR.	F.S	1	\$25,800	\$27,000	\$27,000	\$28,000					1	\$1,076.92	\$1,076.92
CIVIL COURT SUPERVISOR	F.S	1	\$25,000	\$22,500	\$22,500	\$22,500					1	\$865.38	\$865.38
SECRETARY CIVIL	F.S	1	\$25,500	\$21,500	\$21,500	\$21,500					1	\$826.92	\$826.92
SR. DRUG COURT MANAGER	F.S	1	\$27,500	\$27,500	\$27,500	\$30,500					1	\$1,173.08	\$1,173.08
PROGRAM ADMINISTRATOR	F.S	1	\$24,200	\$24,200	\$24,200	\$5,924					1	\$227.85	\$227.85
PUBLIC DEFENDER	F.S	1	\$23,700	\$18,500	\$18,500	\$18,500					1	\$711.54	\$711.54
PUBLIC DEFENDER	F.S	1	\$19,000	\$19,000	\$19,000	\$19,000					1	\$730.77	\$730.77
DC CASEMANAGER	F.S	1	\$15,000	\$16,412	\$16,412	\$17,000					1	\$653.85	\$653.85
REFEREE	F.S	1	\$16,000	\$16,000	\$16,000	\$16,000					1	\$615.38	\$615.38
RECLAMATION OFFICER	F.S	1	\$7,000	\$7,000	\$7,000	\$5,000					1	\$192.31	\$192.31
PUBLIC DEFENDER	F.S	1	\$8,000	\$18,500	\$18,500	\$18,500					1	\$711.54	\$711.54
DC CASE MANAGER(ELIM)	F.S	1	\$3,000	\$3,000	\$3,000	\$0					1	\$0.00	\$0.00
COURT REPORTER	F.S	1	\$25,500	\$25,500	\$25,500	\$21,500					1	\$826.92	\$826.92
SUBTOTAL FULL-TIME		35	\$975,000	\$998,000	\$998,000	\$946,000	\$0	\$0	\$0	\$0	37	\$36,384.62	\$36,384.62
SUB TOTAL PART- TIME		0	\$0	\$0	\$0	\$0	\$0	\$0	\$0	\$0	0	\$0	\$0
TOTALS		35	\$975,000	\$998,000	\$998,000	\$946,000	\$0	\$0	\$0	\$0	37	\$36,384.62	\$36,384.62

CITY OF GARY 2013 SALARY BUDGET

DEPT: 40- CLERK'S OFFICE
FUND: 101-GENERAL FUND
CITY: GARY

JOB DESCRIPTION	EMPL TYPE	# EMPL	ORIGINAL SALARY	APPROVED 2012 SALARY BUDGET		PROPOSED 2013 SALARY BUDGET	2013 REDUCTIONS TO SALARY			PROPOSED 2013 BI-WEEKLY SALARY BUDGET		
				UNIT SALARY	TOTAL SALARIES	TOTAL SALARIES	FURLOUGH 510DAYS	FURLOUGH PER DAY	ADDTL REDUCTION BEFORE FURLOUGH DAYS	# EMPL	UNIT SALARY	TOTAL SALARIES
CITY CLERK	O,S	1	\$64,073.00	\$61,700.00	\$61,700.00	\$61,701.31	\$2,371.69	\$237.17		1	\$2,464.35	\$2,464.35
CHIEF DEPUTY	F,S	1	\$54,637.00	\$52,613.00	\$52,613.00	\$52,614.59	\$2,022.41	\$202.24		1	\$2,101.42	\$2,101.42
FISCAL MANAGER	F,S	1	\$42,950.00	\$41,359.00	\$41,359.00	\$41,360.19	\$1,589.81	\$158.98		1	\$1,651.92	\$1,651.92
SR. TECH SUVP.	F,S	1	\$37,235.00	\$35,856.00	\$35,856.00	\$35,856.73	\$1,378.27	\$137.83		1	\$1,432.12	\$1,432.12
SUPERVISOR	F,S	1	\$34,491.00	\$33,214.00	\$33,214.00	\$33,214.30	\$1,276.70	\$127.67		1	\$1,326.58	\$1,326.58
ADM. ASST.	F,S	1	\$29,676.00	\$28,577.00	\$28,577.00	\$28,577.53	\$1,098.47	\$109.85		1	\$1,141.38	\$1,141.38
STAFF ACCOUNTANT	F,S	1	\$31,796.00	\$30,618.00	\$30,618.00	\$30,619.06	\$1,176.94	\$117.69		1	\$1,222.92	\$1,222.92
DEPUTY CLERK IV	F,S	1	\$28,787.00	\$27,721.00	\$27,721.00	\$27,701.44	\$1,085.56	\$108.56		1	\$1,107.19	\$1,107.19
DEPUTY CLERK IV	F,S	1	\$28,787.00	\$27,721.00	\$27,721.00	\$27,701.44	\$1,085.56	\$108.56		1	\$1,107.19	\$1,107.19
DEPUTY CLERK IV	F,S	1	\$28,787.00	\$27,721.00	\$27,721.00	\$27,701.44	\$1,085.56	\$108.56		1	\$1,107.19	\$1,107.19
SR DATA CLERK	F,S	1	\$28,670.00	\$27,608.00	\$27,608.00	\$27,608.77	\$1,061.23	\$106.12		1	\$1,102.69	\$1,102.69
MICROFILM TECHNICIAN	F,S	1	\$28,257.00	\$27,210.00	\$27,210.00	\$27,211.06	\$1,045.94	\$104.59		1	\$1,086.81	\$1,086.81
BOOKKEEPER II	F,S	1	\$27,080.00	\$26,077.00	\$26,077.00	\$26,077.62	\$1,002.38	\$100.24		1	\$1,041.54	\$1,041.54
BOOKKEEPER II	F,S	1	\$27,080.00	\$26,077.00	\$26,077.00	\$26,077.62	\$1,002.38	\$100.24		1	\$1,041.54	\$1,041.54
DEPUTY CLERK III	F,S	1	\$26,185.00	\$25,215.00	\$25,215.00	\$25,215.75	\$969.25	\$96.93		1	\$1,007.12	\$1,007.12
DEPUTY CLERK III	F,S	1	\$26,185.00	\$25,215.00	\$25,215.00	\$25,215.75	\$969.25	\$96.93		1	\$1,007.12	\$1,007.12
DEPUTY CLERK III	F,S	1	\$26,185.00	\$25,215.00	\$25,215.00	\$25,215.75	\$969.25	\$96.93		1	\$1,007.12	\$1,007.12
DEPUTY CLERK III	F,S	1	\$26,185.00	\$20,951.81	\$20,951.81	\$22,579.75	\$969.25	\$96.93		1	\$905.73	\$905.73
DEPUTY CLERK II	F,S	1	\$25,543.00	\$24,597.00	\$24,597.00	\$24,597.52	\$945.48	\$94.55		1	\$982.42	\$982.42
DEPUTY CLERK II	F,S	1	\$25,543.00	\$24,597.00	\$24,597.00	\$24,597.52	\$945.48	\$94.55		1	\$982.42	\$982.42
DEPUTY CLERK II	F,S	1	\$25,543.00	\$24,597.00	\$24,597.00	\$24,597.52	\$945.48	\$94.55		1	\$982.42	\$982.42
DEPUTY CLERK II	F,S	1	\$25,543.00	\$24,597.00	\$24,597.00	\$24,597.52	\$945.48	\$94.55		1	\$982.42	\$982.42
DEPUTY CLERK II	F,S	1	\$25,543.00	\$24,597.00	\$24,597.00	\$24,597.52	\$945.48	\$94.55		1	\$982.42	\$982.42
DEPUTY CLERK I	F,S	1	\$24,565.00	\$23,655.00	\$23,655.00	\$23,655.72	\$909.28	\$90.93		1	\$944.81	\$944.81
DEPUTY CLERK I	F,S	1	\$24,565.00	\$23,655.00	\$23,655.00	\$23,655.72	\$909.28	\$90.93		1	\$944.81	\$944.81
FULL-TIME SUBTOTAL		25	\$773,891.00	\$740,963.81	\$740,963.81	\$742,549.14	\$28,705.86	\$2,870.59	\$0.00	25	\$29,663.65	\$29,663.65
PART-TIME			\$0.00	\$0.00	\$0.00	\$0.00	\$0.00	\$0.00	\$0.00	0	\$0.00	\$0.00
TOTAL		25	\$773,891.00	\$740,963.81	\$740,963.81	\$742,549.14	\$28,705.86	\$2,870.59	\$0.00	25	\$29,663.65	\$29,663.65

CITY OF GARY 2013 SALARY BUDGET

D E P T : 90-DEPARTMENT OF PUBLIC SERVICE
F U N D : 101-GENERAL FUND
C I T Y : G A R Y

JOB DESCRIPTION	EMPL TYPE	# EMPL	ORIGINAL SALARY	APPROVED 2012 SALARY BUDGET		PROPOSED 2013 BUDGET	2013 REDUCTIONS TO SALARY			Gary Sanitary District	# EMPL	2013 BI-WEEKLY SALARY BUDGET	
				UNIT SALARIES	TOTAL SALARIES		TOTAL SALARIES	FURLOUGH 10 DAYS	FURLOUGH PER DAY			ADD'L REDUCTION	UNIT SALARY
DIRECTOR OF PUBLIC SERVICE	F.S	1	\$60,520	\$56,425	\$56,425	\$56,425	\$1,674.20	\$167.42	\$2,420.80	\$5,000	1	\$2,234.58	\$2,234.58
GEN. SERV.DIRECTOR (-TRSF FROM FUND 232)	F.S	1	\$70,534	\$0	\$0	\$65,000	\$2,712.88	\$271.29	\$2,821.40		1	\$2,604.33	\$2,604.33
PUBLIC WORKS MANAGER	F.S	1	\$23,019	\$22,166	\$22,166	\$23,019	\$0.00	\$0.00			1	\$885.35	\$885.35
CIVIL ENGINEER II	F.S	1	\$43,400	\$41,793	\$41,793	\$41,794	\$1,606.47	\$160.65			1	\$1,669.23	\$1,669.23
ADMINISTRATIVE ASSISTANT	F.S	1	\$33,094	\$31,868	\$31,868	\$33,094	\$0.00	\$0.00			1	\$1,272.85	\$1,272.85
DIRECTOR OF PLANNING(TRSF TO DEPT 603)	F.S	1	\$55,367	\$51,621	\$51,621	\$0	\$0.00	\$0.00			0	\$ -	\$0.00
ZONING MANAGER(TRSF TO DEPT. 603)	F.S	1	\$41,200	\$39,674	\$39,674	\$0.00	\$0.00	\$0.00			0	\$ -	\$0.00
BUILDING COMMISSIONER (TRSF TO DEPT. 603)	F.S	1	\$41,200	\$39,674	\$39,674	\$0.00	\$0.00	\$0.00			0	\$ -	\$0.00
PERMIT CLERK (TRSF TO DEPT. 603)	F.S	1	\$20,600	\$20,000	\$20,000	\$0.00	\$0.00	\$0.00			0	\$ -	\$0.00
OFFICE MANAGER (TRSF TO DEPT. 603)	F.S	1	\$26,780	\$25,788	\$25,788	\$0.00	\$0.00	\$0.00			0	\$ -	\$0.00
INSPECTOR COORDINATOR (TRSF TO DEPT. 603)	F.S	1	\$33,094	\$31,868	\$31,868	\$0.00	\$0.00	\$0.00			0	\$ -	\$0.00
CHIEF PLBG/HVAC INSPECTOR (TRSF TO DEPT. 603)	F.S	1	\$33,094	\$31,868	\$31,868	\$0.00	\$0.00	\$0.00			0	\$ -	\$0.00
CHIEF ELECTRICAL INSPECTOR (TRSF TO DEPT. 603)	F.S	1	\$33,094	\$31,868	\$31,868	\$0.00	\$0.00	\$0.00			0	\$ -	\$0.00
INSPECTOR SPECIALIST (TRSF TO DEPT. 50)	F.S	1	\$30,000	\$28,889	\$28,889	\$0.00	\$0.00	\$0.00			0	\$ -	\$0.00
ELECTRICAL INSPECTOR (TRSF TO DEPT. 603)	F.S	1	\$28,026	\$26,988	\$26,988	\$0.00	\$0.00	\$0.00			0	\$ -	\$0.00
PLBG/HVAC INSPECTOR (TRSF TO DEPT. 603)	F.S	1	\$28,026	\$26,988	\$26,988	\$0.00	\$0.00	\$0.00			0	\$ -	\$0.00
ELECTRICAL INSPECTOR (TRSF TO DEPT. 603)	F.S	1	\$28,026	\$26,988	\$26,988	\$0.00	\$0.00	\$0.00			0	\$ -	\$0.00
BUILDING INSPECTOR (TRSF TO DEPT. 603)	F.S	1	\$28,026	\$26,988	\$26,988	\$0.00	\$0.00	\$0.00			0	\$ -	\$0.00
BUILDING INSPECTOR (TRSF TO DEPT. 603)	F.S	1	\$28,026	\$26,988	\$26,988	\$0.00	\$0.00	\$0.00			0	\$ -	\$0.00
ZONING SECRETARY (TRSF TO DEPT. 603)	F.S	1	\$27,810	\$26,780	\$26,780	\$0.00	\$0.00	\$0.00			0	\$ -	\$0.00
CUSTODIAN	P.S	1	\$7,800	\$7,800	\$4,200	\$7,800	\$0.00	\$0.00			1	\$300.00	\$300.00
CUSTODIAN	P.S	1	\$7,800	\$7,800	\$4,200	\$7,800	\$0.00	\$0.00			1	\$300.00	\$300.00
CUSTODIAN	P.S	1	\$7,800	\$7,800	\$4,200	\$7,800	\$0.00	\$0.00			1	\$300.00	\$300.00
CUSTODIAN	P.S	1	\$7,800	\$7,800	\$4,200	\$7,800	\$0.00	\$0.00			1	\$300.00	\$300.00
CUSTODIAN	P.S	1	\$7,800	\$7,800	\$4,200	\$7,800	\$0.00	\$0.00			1	\$300.00	\$300.00
CUSTODIAN	P.S	1	\$7,800	\$7,800	\$4,200	\$7,800	\$0.00	\$0.00			1	\$300.00	\$300.00
CUSTODIAN	F.S	1	\$24,128	\$24,128	\$12,992	\$24,128	\$0.00	\$0.00			1	\$928.00	\$928.00
CUSTODIAN	F.S	1	\$24,128	\$24,128	\$12,992	\$24,128	\$0.00	\$0.00			1	\$928.00	\$928.00
CUSTODIAN	F.S	1	\$24,128	\$24,128	\$12,992	\$24,128	\$0.00	\$0.00			1	\$928.00	\$928.00
CUSTODIAN	F.S	1	\$24,128	\$24,128	\$12,992	\$24,128	\$0.00	\$0.00			1	\$928.00	\$928.00
CUSTODIAN	F.S	1	\$24,128	\$24,128	\$12,992	\$24,128	\$0.00	\$0.00			1	\$928.00	\$928.00
CUSTODIAN	F.S	1	\$24,128	\$24,128	\$12,992	\$24,128	\$0.00	\$0.00			1	\$928.00	\$928.00
CUSTODIAN	F.S	1	\$24,128	\$24,128	\$12,992	\$24,128	\$0.00	\$0.00			1	\$928.00	\$928.00
CUSTODIAN	F.S	1	\$24,128	\$24,128	\$12,992	\$24,128	\$0.00	\$0.00			1	\$928.00	\$928.00
CUSTODIAN	F.H	1	\$23,067	\$22,213	\$22,213	\$23,067	\$0.00	\$0.00			1	\$887.19	\$887.19
CUSTODIAN	F.H	1	\$23,067	\$22,213	\$22,213	\$23,067	\$0.00	\$0.00			1	\$887.19	\$887.19
CUSTODIAN	F.H	1	\$23,067	\$22,213	\$22,213	\$23,067	\$0.00	\$0.00			1	\$887.19	\$887.19
CUSTODIAN	F.H	1	\$23,067	\$22,213	\$22,213	\$23,067	\$0.00	\$0.00			1	\$887.19	\$887.19
CUSTODIAN	F.H	1	\$23,067	\$22,213	\$22,213	\$23,067	\$0.00	\$0.00			1	\$887.19	\$887.19
CUSTODIAN	F.H	1	\$23,067	\$22,213	\$22,213	\$23,067	\$0.00	\$0.00			1	\$887.19	\$887.19
PLUMBER	F.H	1	\$29,582	\$29,582	\$29,582	\$29,582	\$0.00	\$0.00			1	\$1,137.77	\$1,137.77
MAINTENANCE II	F.H	1	\$26,667	\$25,679	\$25,679	\$26,667	\$0.00	\$0.00			1	\$1,025.65	\$1,025.65
MAINTENANCE II	F.H	1	\$26,667	\$25,679	\$25,679	\$26,667	\$0.00	\$0.00			1	\$1,025.65	\$1,025.65
ADMINISTRATIVE ASSISTANT II	F.S	1	\$27,313	\$26,301	\$26,301	\$27,313	\$0.00	\$0.00			1	\$1,050.50	\$1,050.50
STREET FOREMAN	F.S	1	\$35,798	\$35,798	\$35,798	\$35,798	\$0.00	\$0.00			1	\$1,376.85	\$1,376.85
SUPERINTENDENT(Custodians)	F.S	1	\$56,670	\$52,509	\$52,509	\$52,509	\$2,018.34	\$201.83	\$2,142.88		1	\$2,097.20	\$2,097.20
HEAVY EQUIP. OPER.-CLASS A(TRSF TO DEPT. 603)	F.H	1	\$30,950	\$29,804	\$29,804	\$0.00	\$0.00	\$0.00			0	\$0.00	\$0.00
HEAVY EQUIP. OPER.-CLASS A(TRSF TO DEPT. 603)	F.H	1	\$30,950	\$29,804	\$29,804	\$0.00	\$0.00	\$0.00			0	\$0.00	\$0.00
HEAVY EQUIP. OPER.-CLASS B(TRSF TO DEPT. 603)	F.H	1	\$29,577	\$28,482	\$28,482	\$0.00	\$0.00	\$0.00			0	\$0.00	\$0.00
HEAVY EQUIP. OPER.-CLASS B(TRSF TO DEPT. 603)	F.H	1	\$29,577	\$28,482	\$28,482	\$0.00	\$0.00	\$0.00			0	\$0.00	\$0.00
SIX-WHEEL DRIVER (trsf to 232)	F.H	1	\$28,364	\$27,314	\$27,314	\$0.00	\$0.00	\$0.00			0	\$0.00	\$0.00
SIX-WHEEL DRIVER (trsf to 232)	F.H	1	\$28,364	\$27,314	\$27,314	\$0.00	\$0.00	\$0.00			0	\$0.00	\$0.00
SIX-WHEEL DRIVER (trsf to 232)	F.H	1	\$28,364	\$27,314	\$27,314	\$0.00	\$0.00	\$0.00			0	\$0.00	\$0.00
DRIVER II	F.H	1	\$26,667	\$26,667	\$26,667	\$26,667	\$0.00	\$0.00			1	\$1,025.65	\$1,025.65
DRIVER II	F.H	1	\$26,667	\$26,667	\$26,667	\$26,667	\$0.00	\$0.00			1	\$1,025.65	\$1,025.65
DRIVER II	F.H	1	\$26,667	\$26,667	\$26,667	\$26,667	\$0.00	\$0.00			1	\$1,025.65	\$1,025.65
DRIVER II	F.H	1	\$26,667	\$26,667	\$26,667	\$26,667	\$0.00	\$0.00			1	\$1,025.65	\$1,025.65
DRIVER II	F.H	1	\$26,667	\$26,667	\$26,667	\$26,667	\$0.00	\$0.00			1	\$1,025.65	\$1,025.65
DRIVER II	F.H	1	\$26,667	\$26,667	\$26,667	\$26,667	\$0.00	\$0.00			1	\$1,025.65	\$1,025.65
DRIVER II	F.H	1	\$26,667	\$26,667	\$26,667	\$26,667	\$0.00	\$0.00			1	\$1,025.65	\$1,025.65
BUILDING COMMISSIONERS(TRSF TO DEPT 603)		6	\$0.00	\$0.00	\$0.00	\$0.00	\$0.00	\$0.00			0	\$0.00	\$0.00
PLANNING COMMISSIONERS(TRSF TO DEPT 603)		9	\$0.00	\$0.00	\$0.00	\$0.00	\$0.00	\$0.00			0	\$0.00	\$0.00
BZA COMMISSIONERS(TRSF TO DEPT 603)		5	\$0.00	\$0.00	\$0.00	\$0.00	\$0.00	\$0.00			5	\$0.00	\$0.00
FULL-TIME SUBTOTAL		79	\$1,670,346	\$1,552,725	\$1,449,573	\$966,434	\$8,012	\$801	\$7,385	\$5,000	43	\$37,479	\$37,479
PART-TIME SUBTOTAL		27	\$54,600	\$54,600	\$29,400	\$54,600	\$0	\$0	\$0	\$0	12	\$2,100	\$2,100
TOTAL		106	\$1,724,946	\$1,607,325	\$1,478,973	\$1,021,034	\$8,012	\$801	\$7,385	\$5,000	55	\$39,579	\$39,579

CITY OF GARY 2013 SALARY BUDGET

DEPT: 190-STATUS OF WOMEN
 FUND: 101-GENERAL FUND
 CITY: GARY

JOB DESCRIPTION	EMPL TYPE	# EMPL	ORIGINAL SALARY	APPROVED 2012 SALARY BUDGET		PROPOSED 2013 BUDGET	2013 REDUCTIONS TO SALARY			Gary Sanitary District	# EMPL	PROPOSED 2013 BI-WEEKLY PAY	
				TOTAL SALARIES	TOTAL SALARIES	TOTAL SALARIES	FURLOUGH 10 DAYS	FURLOUGH PER DAY	ADDTL REDUCTIONS	670-688		UNIT SALARY	TOTAL SALARIES
COMMISSIONERS	P.S	13	0	0	0	0	0	0	0		13	\$0	\$0
FULL-TIME SUBTOTAL		0	\$0	\$0	\$0	\$0	\$0	\$0	\$0	\$0	0	\$0	\$0
PART-TIME SUBTOTAL		13	\$0	\$0	\$0	\$0	\$0	\$0	\$0	\$0	13	\$0	\$0
TOTAL		13	\$0	\$0	\$0	\$0	\$0	\$0	\$0	\$0	13	\$0	\$0

CITY OF GARY 2013 SALARY BUDGET

**D E P T : 200 DEPT OF HEALTH
 F U N D : 101-GENERAL FUND
 C I T Y : G A R Y**

			2012 SALARY BUDGET		PROPOSED 2013 SALARY BUDGET	2013 REDUCTIONS TO SALARY			Gary Sanitary District	PROPOSED 2013 BI-WEEKLY SALARY PAY			
JOB DESCRIPTION	EMPL TYPE	# EMPL	ORIGINAL SALARY	TOTAL SALARIES	TOTAL SALARIES	TOTAL SALARIES	FURLOUGH 10 DAYS	FURLOUGH PER DAY	ADD'TL REDUCTIONS	TOTAL SALARIES	# EMPL	UNIT SALARY	TOTAL SALARIES
EXECUTIVE DIRECTOR	F,S	1	\$50,433.00	\$47,737.00	\$47,737.00	\$47,737.07	\$1,834.93	\$183.49	\$861.00		1	\$1,906.62	\$1,906.62
EXECUTIVE ASSISTANT	F,S	1	\$34,073.00	\$32,811.04	\$32,811.04	\$34,073.00	\$0.00	\$0.00			1	\$1,310.50	\$1,310.50
FISCAL/GRANT MANAGER	F,S	1	\$35,430.00	\$34,117.78	\$34,117.78	\$35,430.00	\$0.00	\$0.00			1	\$1,362.69	\$1,362.69
HEALTH SERVICE SUPERVIS	F,S	1	\$48,985.00	\$47,171.00	\$47,171.00	\$47,171.80	\$1,813.20	\$181.32			1	\$1,884.04	\$1,884.04
MEDICAL TECHNICIAN	F,S	1	\$22,380.00	\$21,551.11	\$21,551.11	\$22,380.00	\$0.00	\$0.00			1	\$860.77	\$860.77
VITAL RECORDS REGISTRAR	F,S	1	\$21,580.00	\$20,780.74	\$20,780.74	\$21,580.00	\$0.00	\$0.00			1	\$830.00	\$830.00
VITAL RECORDS REGISTRAR	F,S	1	\$21,580.00	\$20,780.74	\$20,780.74	\$21,580.00	\$0.00	\$0.00			1	\$830.00	\$830.00
CHIEF SANITARIAN	F,S	1	\$33,094.00	\$31,868.30	\$31,868.30	\$33,094.00	\$0.00	\$0.00			1	\$1,272.85	\$1,272.85
HEALTH INSPECTOR	F,S	1	\$28,086.00	\$27,046.00	\$27,046.00	\$28,086.00	\$0.00	\$0.00			1	\$1,080.23	\$1,080.23
COMMISSIONERS	P,S	7	\$0.00	\$0.00	\$0.00	\$0.00	\$0.00	\$0.00			7	\$0.00	\$0.00
NURSE PRACTITIONER	P,S	1	\$20,000.00	\$20,000.00	\$20,000.00	\$20,000.00	\$0.00	\$0.00			1	\$769.23	\$769.23
FULL-TIME SUBTOTAL		9	\$ 295,641.00	\$ 283,863.70	\$ 291,131.87	\$291,131.87	\$ 3,648.13	\$ 364.81	\$ 861.00	0	9	\$ 11,337.69	\$ 11,337.69
PART-TIME SUBTOTAL		8	\$ 20,000.00	\$ 20,000.00	\$ 20,000.00	\$20,000.00	\$ -	\$ -	\$ -	0	8	\$ 769.23	\$ 769.23
TOTAL		17	\$ 315,641.00	\$ 303,863.70	\$ 311,131.87	\$ 311,131.87	\$ 3,648.13	\$ 364.81	\$ 861.00	0	17	\$ 12,106.92	\$ 12,106.92

CITY OF GARY 2013 SALARY BUDGET

DEPT: 240-POLICE COMMISSION
 FUND: 101-GENERAL FUND
 CITY: GARY

			APPROVED 2012 SALARY BUDGET			PROPOSED 2013 SALARY	2013 REDUCTIONS TO SALARY			Gary Sanitary District	PROPOSED 2013 BI-WEEKLY PAY		
JOB DESCRIPTION	EMPL TYPE	# EMPL	ORIGINAL SALARY	TOTAL SALARIES	TOTAL SALARIES	TOTAL SALARIES	FURLOUGH 10 DAYS	FURLOUGH PER DAY	ADDTL REDUCTIONS	670-688	# EMPL	UNIT SALARY	TOTAL SALARIES
ADMINISTRATIVE ASSISTANT	F,S	1	\$40,000.00	\$38,518.52	\$38,518.52	\$40,000.00	\$0.00	\$0.00			1	\$1,538.46	\$1,538.46
COMMISSIONERS	P,H	5	\$0.00	\$0.00	\$0.00	\$0.00	\$0.00	\$0.00			5	\$0.00	\$0.00
FULL-TIME SUBTOTAL		1	\$40,000.00	\$38,518.52	\$38,518.52	\$40,000.00	\$0.00	\$0.00	\$0.00	\$0.00	1	\$1,538.46	\$1,538.46
PART-TIME SUBTOTAL		5	\$0.00	\$0.00	\$0.00	\$0.00	\$0.00	\$0.00	\$0.00	\$0.00	5	\$0.00	\$0.00
TOTAL		6	\$40,000.00	\$38,518.52	\$38,518.52	\$40,000.00	\$0.00	\$0.00	\$0.00	\$0.00	6	\$1,538.46	\$1,538.46

CITY OF GARY 2013 SALARY BUDGET

D E P T : 250-POLICE DEPARTMENT
 F U N D : 101-GENERAL FUND
 C I T Y : GARY

JOB DESCRIPTION	EMPL TYPE	# EEMPL	ORIGINAL SALARY	APPROVED 2012 SALARY BUDGET		PROPOSED 2013 SALARY BUDGET	2003 REDUCTIONS TO SALARY			Gary Sanitary District	# EEMPL	PROPOSED 2013 BI-WEEKLY PAY	
				TOTAL SALARIES	TOTAL SALARIES	TOTAL SALARIES	FURLOUGH 10 DAYS	FURLOUGH PER DAY	ADD'TL REDUCTIONS	670-688		UNIT SALARY	TOTAL SALARIES
CHIEF	F.S	1	\$104,738	\$99,501	\$99,501	\$99,501			\$5,237.00		1	\$3,826.96	\$3,826.96
DEPUTY CHIEF	F.S	1	\$61,610	\$58,530	\$58,530	\$58,530			\$3,080.00		1	\$2,251.15	\$2,251.15
AREA COMMANDER	F.S	1	\$54,322	\$52,109	\$52,109	\$52,109			\$2,213.00		1	\$2,004.19	\$2,004.19
AREA COMMANDER	F.S	1	\$54,322	\$52,109	\$52,109	\$52,109			\$2,213.00		1	\$2,004.19	\$2,004.19
AREA COMMANDER	F.S	1	\$54,322	\$52,109	\$52,109	\$52,109			\$2,213.00		1	\$2,004.19	\$2,004.19
AREA COMMANDER	F.S	1	\$54,322	\$52,109	\$52,109	\$52,109			\$2,213.00		1	\$2,004.19	\$2,004.19
AREA COMMANDER	F.S	1	\$54,322	\$52,109	\$52,109	\$52,109			\$2,213.00		1	\$2,004.19	\$2,004.19
CAPTAIN	F.S	1	\$49,611	\$49,611	\$49,611	\$49,611					1	\$1,908.12	\$1,908.12
CAPTAIN	F.S	1	\$49,611	\$49,611	\$49,611	\$49,611					1	\$1,908.12	\$1,908.12
LIEUTENANT	F.S	1	\$46,332	\$46,332	\$46,332	\$46,332					1	\$1,782.00	\$1,782.00
LIEUTENANT	F.S	1	\$46,332	\$46,332	\$46,332	\$46,332					1	\$1,782.00	\$1,782.00
LIEUTENANT	F.S	1	\$46,332	\$46,332	\$46,332	\$46,332					1	\$1,782.00	\$1,782.00
LIEUTENANT	F.S	1	\$46,332	\$46,332	\$46,332	\$46,332					1	\$1,782.00	\$1,782.00
LIEUTENANT	F.S	1	\$46,332	\$46,332	\$46,332	\$46,332					1	\$1,782.00	\$1,782.00
LIEUTENANT	F.S	1	\$46,332	\$46,332	\$46,332	\$46,332					1	\$1,782.00	\$1,782.00
LIEUTENANT	F.S	1	\$46,332	\$46,332	\$46,332	\$46,332					1	\$1,782.00	\$1,782.00
LIEUTENANT	F.S	1	\$46,332	\$46,332	\$46,332	\$46,332					1	\$1,782.00	\$1,782.00
LIEUTENANT	F.S	1	\$46,332	\$46,332	\$46,332	\$46,332					1	\$1,782.00	\$1,782.00
LIEUTENANT	F.S	1	\$46,332	\$46,332	\$46,332	\$46,332					1	\$1,782.00	\$1,782.00
LIEUTENANT	F.S	1	\$46,332	\$46,332	\$46,332	\$46,332					1	\$1,782.00	\$1,782.00
LIEUTENANT	F.S	1	\$46,332	\$46,332	\$46,332	\$46,332					1	\$1,782.00	\$1,782.00
LIEUTENANT	F.S	1	\$46,332	\$46,332	\$46,332	\$46,332					1	\$1,782.00	\$1,782.00
LIEUTENANT	F.S	1	\$46,332	\$46,332	\$46,332	\$46,332					1	\$1,782.00	\$1,782.00
LIEUTENANT	F.S	1	\$46,332	\$46,332	\$46,332	\$46,332					1	\$1,782.00	\$1,782.00
LIEUTENANT	F.S	1	\$46,332	\$46,332	\$46,332	\$46,332					1	\$1,782.00	\$1,782.00
LIEUTENANT	F.S	1	\$46,332	\$46,332	\$46,332	\$46,332					1	\$1,782.00	\$1,782.00
SERGEANT	F.S	1	\$43,608	\$43,608	\$43,608	\$43,608					1	\$1,677.23	\$1,677.23
SERGEANT	F.S	1	\$43,608	\$43,608	\$43,608	\$43,608					1	\$1,677.23	\$1,677.23
SERGEANT	F.S	1	\$43,608	\$43,608	\$43,608	\$43,608					1	\$1,677.23	\$1,677.23
SERGEANT	F.S	1	\$43,608	\$43,608	\$43,608	\$43,608					1	\$1,677.23	\$1,677.23
SERGEANT	F.S	1	\$43,608	\$43,608	\$43,608	\$43,608					1	\$1,677.23	\$1,677.23
SERGEANT	F.S	1	\$43,608	\$43,608	\$43,608	\$43,608					1	\$1,677.23	\$1,677.23
SERGEANT	F.S	1	\$43,608	\$43,608	\$43,608	\$43,608					1	\$1,677.23	\$1,677.23
SERGEANT	F.S	1	\$43,608	\$43,608	\$43,608	\$43,608					1	\$1,677.23	\$1,677.23
SERGEANT	F.S	1	\$43,608	\$43,608	\$43,608	\$43,608					1	\$1,677.23	\$1,677.23
SERGEANT	F.S	1	\$43,608	\$43,608	\$43,608	\$43,608					1	\$1,677.23	\$1,677.23
SERGEANT	F.S	1	\$43,608	\$43,608	\$43,608	\$43,608					1	\$1,677.23	\$1,677.23
SERGEANT	F.S	1	\$43,608	\$43,608	\$43,608	\$43,608					1	\$1,677.23	\$1,677.23
SERGEANT	F.S	1	\$43,608	\$43,608	\$43,608	\$43,608					1	\$1,677.23	\$1,677.23
SERGEANT	F.S	1	\$43,608	\$43,608	\$43,608	\$43,608					1	\$1,677.23	\$1,677.23
SERGEANT	F.S	1	\$43,608	\$43,608	\$43,608	\$43,608					1	\$1,677.23	\$1,677.23
SERGEANT	F.S	1	\$43,608	\$43,608	\$43,608	\$43,608					1	\$1,677.23	\$1,677.23
SERGEANT	F.S	1	\$43,608	\$43,608	\$43,608	\$43,608					1	\$1,677.23	\$1,677.23
SERGEANT	F.S	1	\$43,608	\$43,608	\$43,608	\$43,608					1	\$1,677.23	\$1,677.23
SERGEANT	F.S	1	\$43,608	\$43,608	\$43,608	\$43,608					1	\$1,677.23	\$1,677.23
SERGEANT	F.S	1	\$43,608	\$43,608	\$43,608	\$43,608					1	\$1,677.23	\$1,677.23
SERGEANT	F.S	1	\$43,608	\$43,608	\$43,608	\$43,608					1	\$1,677.23	\$1,677.23
SERGEANT	F.S	1	\$43,608	\$43,608	\$43,608	\$43,608					1	\$1,677.23	\$1,677.23
SUBTOTAL		40	\$1,927,164	\$1,907,782	\$1,907,782	\$1,907,782	\$0	\$0	\$19,382	\$0	40	\$73,376	\$73,376

CITY OF GARY 2013 SALARY BUDGET

D E P T : 250-POLICE DEPARTMENT		F U N D : 101-GENERAL FUND		C I T Y : GARY		APPROVED 2012 SALARY BUDGET		PROPOSED 2013 SALARY BUDGET	2003 REDUCTIONS TO SALARY			Gary Sanitary District	PROPOSED 2013 BI-WEEKLY PAY	
JOB DESCRIPTION	EMPL TYPE	# EMPL	ORIGINAL SALARY	TOTAL SALARIES	TOTAL SALARIES	TOTAL SALARIES	FURLOUGH 10 DAYS	FURLOUGH PER DAY	ADD'TL REDUCTIONS	670-668	# EMPL	UNIT SALARY	TOTAL SALARIES	
CORPORAL	F.S	1	\$41,532	\$41,532	\$41,532	\$41,532					1	\$1,597.38	\$1,597.38	
CORPORAL	F.S	1	\$41,532	\$41,532	\$41,532	\$41,532					1	\$1,597.38	\$1,597.38	
CORPORAL	F.S	1	\$41,532	\$41,532	\$41,532	\$41,532					1	\$1,597.38	\$1,597.38	
CORPORAL	F.S	1	\$41,532	\$41,532	\$41,532	\$41,532					1	\$1,597.38	\$1,597.38	
CORPORAL	F.S	1	\$41,532	\$41,532	\$41,532	\$41,532					1	\$1,597.38	\$1,597.38	
CORPORAL	F.S	1	\$41,532	\$41,532	\$41,532	\$41,532					1	\$1,597.38	\$1,597.38	
CORPORAL	F.S	1	\$41,532	\$41,532	\$41,532	\$41,532					1	\$1,597.38	\$1,597.38	
CORPORAL	F.S	1	\$41,532	\$41,532	\$41,532	\$41,532					1	\$1,597.38	\$1,597.38	
CORPORAL	F.S	1	\$41,532	\$41,532	\$41,532	\$41,532					1	\$1,597.38	\$1,597.38	
CORPORAL	F.S	1	\$41,532	\$41,532	\$41,532	\$41,532					1	\$1,597.38	\$1,597.38	
CORPORAL(unfunded)	F.S	1	\$41,532	\$41,532	\$41,532	\$0					1	\$0.00	\$1.00	
CORPORAL	F.S	1	\$41,532	\$41,532	\$41,532	\$41,532					1	\$1,597.38	\$1,597.38	
CORPORAL	F.S	1	\$41,532	\$41,532	\$41,532	\$41,532					1	\$1,597.38	\$1,597.38	
CORPORAL	F.S	1	\$41,532	\$41,532	\$41,532	\$41,532					1	\$1,597.38	\$1,597.38	
CORPORAL	F.S	1	\$41,532	\$41,532	\$41,532	\$41,532					1	\$1,597.38	\$1,597.38	
CORPORAL	F.S	1	\$41,532	\$41,532	\$41,532	\$41,532					1	\$1,597.38	\$1,597.38	
CORPORAL(unfunded)	F.S	1	\$41,532	\$41,532	\$41,532	\$0					1	\$0.00	\$0.00	
CORPORAL	F.S	1	\$41,532	\$41,532	\$41,532	\$41,532					1	\$1,597.38	\$1,597.38	
CORPORAL	F.S	1	\$41,532	\$41,532	\$41,532	\$41,532					1	\$1,597.38	\$1,597.38	
CORPORAL	F.S	1	\$41,532	\$41,532	\$41,532	\$41,532					1	\$1,597.38	\$1,597.38	
CORPORAL	F.S	1	\$41,532	\$41,532	\$41,532	\$41,532					1	\$1,597.38	\$1,597.38	
CORPORAL	F.S	1	\$41,532	\$41,532	\$41,532	\$41,532					1	\$1,597.38	\$1,597.38	
CORPORAL	F.S	1	\$41,532	\$41,532	\$41,532	\$41,532					1	\$1,597.38	\$1,597.38	
CORPORAL	F.S	1	\$41,532	\$41,532	\$41,532	\$41,532					1	\$1,597.38	\$1,597.38	
CORPORAL	F.S	1	\$41,532	\$41,532	\$41,532	\$41,532					1	\$1,597.38	\$1,597.38	
CORPORAL	F.S	1	\$41,532	\$41,532	\$41,532	\$41,532					1	\$1,597.38	\$1,597.38	
CORPORAL	F.S	1	\$41,532	\$41,532	\$41,532	\$41,532					1	\$1,597.38	\$1,597.38	
CORPORAL	F.S	1	\$41,532	\$41,532	\$41,532	\$41,532					1	\$1,597.38	\$1,597.38	
CORPORAL	F.S	1	\$41,532	\$41,532	\$41,532	\$41,532					1	\$1,597.38	\$1,597.38	
CORPORAL	F.S	1	\$41,532	\$41,532	\$41,532	\$41,532					1	\$1,597.38	\$1,597.38	
CORPORAL	F.S	1	\$41,532	\$41,532	\$41,532	\$41,532					1	\$1,597.38	\$1,597.38	
CORPORAL	F.S	1	\$41,532	\$41,532	\$41,532	\$41,532					1	\$1,597.38	\$1,597.38	
CORPORAL	F.S	1	\$41,532	\$41,532	\$41,532	\$41,532					1	\$1,597.38	\$1,597.38	
CORPORAL	F.S	1	\$41,532	\$41,532	\$41,532	\$41,532					1	\$1,597.38	\$1,597.38	
CORPORAL(unfunded)	F.S	1	\$41,532	\$41,532	\$41,532	\$0					1	\$0.00	\$0.00	
PATROLMAN	F.S	1	\$39,304	\$39,304	\$39,304	\$39,304					1	\$1,511.69	\$1,511.69	
PATROLMAN	F.S	1	\$39,304	\$39,304	\$39,304	\$39,304					1	\$1,511.69	\$1,511.69	
PATROLMAN	F.S	1	\$39,304	\$39,304	\$39,304	\$39,304					1	\$1,511.69	\$1,511.69	
PATROLMAN	F.S	1	\$39,304	\$39,304	\$39,304	\$39,304					1	\$1,511.69	\$1,511.69	
PATROLMAN	F.S	1	\$39,304	\$39,304	\$39,304	\$39,304					1	\$1,511.69	\$1,511.69	
SUBTOTAL		48	\$1,982,396	\$1,982,396	\$1,982,396	\$1,816,268	\$0	\$0	\$0	\$0	48	\$69,856	\$69,857	

CITY OF GARY 2013 SALARY BUDGET

D E P T : 250-POLICE DEPARTMENT
F U N D : 101-GENERAL FUND
C I T Y : GARY

JOB DESCRIPTION	EMPL TYPE	# EMPL	APPROVED 2012 SALARY BUDGET			PROPOSED 2013 SALARY BUDGET	2003 REDUCTIONS TO SALARY			Gary Sanitary District	# EMPL	PROPOSED 2013 BI-WEEKLY PAY	
			ORIGINAL SALARY	TOTAL SALARIES	TOTAL SALARIES	TOTAL SALARIES	FURLOUGH 10 DAYS	FURLOUGH PER DAY	ADD'TL REDUCTIONS	670-688		UNIT SALARY	TOTAL SALARIES
PATROLMAN	F.S	1	\$39,304	\$39,304	\$39,304	\$39,304					1	\$1,511.69	\$1,511.69
PATROLMAN	F.S	1	\$39,304	\$39,304	\$39,304	\$39,304					1	\$1,511.69	\$1,511.69
PATROLMAN	F.S	1	\$39,304	\$39,304	\$39,304	\$39,304					1	\$1,511.69	\$1,511.69
PATROLMAN	F.S	1	\$39,304	\$39,304	\$39,304	\$39,304					1	\$1,511.69	\$1,511.69
PATROLMAN	F.S	1	\$39,304	\$39,304	\$39,304	\$39,304					1	\$1,511.69	\$1,511.69
PATROLMAN	F.S	1	\$39,304	\$39,304	\$39,304	\$39,304					1	\$1,511.69	\$1,511.69
PATROLMAN	F.S	1	\$39,304	\$39,304	\$39,304	\$39,304					1	\$1,511.69	\$1,511.69
PATROLMAN	F.S	1	\$39,304	\$39,304	\$39,304	\$39,304					1	\$1,511.69	\$1,511.69
PATROLMAN	F.S	1	\$39,304	\$39,304	\$39,304	\$39,304					1	\$1,511.69	\$1,511.69
PATROLMAN	F.S	1	\$39,304	\$39,304	\$39,304	\$39,304					1	\$1,511.69	\$1,511.69
PATROLMAN	F.S	1	\$39,304	\$39,304	\$39,304	\$39,304					1	\$1,511.69	\$1,511.69
PATROLMAN	F.S	1	\$39,304	\$39,304	\$39,304	\$39,304					1	\$1,511.69	\$1,511.69
PATROLMAN	F.S	1	\$39,304	\$39,304	\$39,304	\$39,304					1	\$1,511.69	\$1,511.69
PATROLMAN	F.S	1	\$39,304	\$39,304	\$39,304	\$39,304					1	\$1,511.69	\$1,511.69
PATROLMAN	F.S	1	\$39,304	\$39,304	\$39,304	\$39,304					1	\$1,511.69	\$1,511.69
PATROLMAN	F.S	1	\$39,304	\$39,304	\$39,304	\$39,304					1	\$1,511.69	\$1,511.69
PATROLMAN	F.S	1	\$39,304	\$39,304	\$39,304	\$39,304					1	\$1,511.69	\$1,511.69
PATROLMAN	F.S	1	\$39,304	\$39,304	\$39,304	\$39,304					1	\$1,511.69	\$1,511.69
PATROLMAN	F.S	1	\$39,304	\$39,304	\$39,304	\$39,304					1	\$1,511.69	\$1,511.69
PATROLMAN	F.S	1	\$39,304	\$39,304	\$39,304	\$39,304					1	\$1,511.69	\$1,511.69
PATROLMAN	F.S	1	\$39,304	\$39,304	\$39,304	\$39,304					1	\$1,511.69	\$1,511.69
PATROLMAN	F.S	1	\$39,304	\$39,304	\$39,304	\$39,304					1	\$1,511.69	\$1,511.69
PATROLMAN	F.S	1	\$39,304	\$39,304	\$39,304	\$39,304					1	\$1,511.69	\$1,511.69
PATROLMAN	F.S	1	\$39,304	\$39,304	\$39,304	\$39,304					1	\$1,511.69	\$1,511.69
PATROLMAN	F.S	1	\$39,304	\$39,304	\$39,304	\$39,304					1	\$1,511.69	\$1,511.69
PATROLMAN	F.S	1	\$39,304	\$39,304	\$39,304	\$39,304					1	\$1,511.69	\$1,511.69
PATROLMAN	F.S	1	\$39,304	\$39,304	\$39,304	\$39,304					1	\$1,511.69	\$1,511.69
PATROLMAN	F.S	1	\$39,304	\$39,304	\$39,304	\$39,304					1	\$1,511.69	\$1,511.69
PATROLMAN	F.S	1	\$39,304	\$39,304	\$39,304	\$39,304					1	\$1,511.69	\$1,511.69
PATROLMAN	F.S	1	\$39,304	\$39,304	\$39,304	\$39,304					1	\$1,511.69	\$1,511.69
PATROLMAN	F.S	1	\$39,304	\$39,304	\$39,304	\$39,304					1	\$1,511.69	\$1,511.69
PATROLMAN	F.S	1	\$39,304	\$39,304	\$39,304	\$39,304					1	\$1,511.69	\$1,511.69
PATROLMAN	F.S	1	\$39,304	\$39,304	\$39,304	\$39,304					1	\$1,511.69	\$1,511.69
PATROLMAN	F.S	1	\$39,304	\$39,304	\$39,304	\$39,304					1	\$1,511.69	\$1,511.69
PATROLMAN	F.S	1	\$39,304	\$39,304	\$39,304	\$39,304					1	\$1,511.69	\$1,511.69
PATROLMAN	F.S	1	\$39,304	\$39,304	\$39,304	\$39,304					1	\$1,511.69	\$1,511.69
PATROLMAN	F.S	1	\$39,304	\$39,304	\$39,304	\$39,304					1	\$1,511.69	\$1,511.69
PATROLMAN	F.S	1	\$39,304	\$39,304	\$39,304	\$39,304					1	\$1,511.69	\$1,511.69
PATROLMAN	F.S	1	\$39,304	\$39,304	\$39,304	\$39,304					1	\$1,511.69	\$1,511.69
PATROLMAN	F.S	1	\$39,304	\$39,304	\$39,304	\$39,304					1	\$1,511.69	\$1,511.69
PATROLMAN (TRSF TO COMMERCE)	F.S	1	\$39,304	\$39,304	\$39,304	\$0					0	\$0.00	\$0.00
PATROLMAN(Unfunded)	F.S	1	\$39,304	\$39,304	\$39,304	\$0					1	\$0.00	\$0.00
PATROLMAN(Unfunded)	F.S	1	\$39,304	\$39,304	\$39,304	\$0					1	\$0.00	\$0.00
PATROLMAN(Unfunded)	F.S	1	\$39,304	\$39,304	\$39,304	\$0					1	\$0.00	\$0.00
PATROLMAN(Unfunded)	F.S	1	\$39,304	\$39,304	\$39,304	\$0					1	\$0.00	\$0.00
PATROLMAN-COPS GRANT-1/2yr	F.S	1	\$39,304	\$39,304	\$39,304	\$19,652					1	\$1,511.69	\$1,511.69
PATROLMAN-COPS GRANT-1/2yr	F.S	1	\$39,304	\$39,304	\$39,304	\$19,652					1	\$1,511.69	\$1,511.69
PATROLMAN-COPS GRANT-1/2yr	F.S	1	\$39,304	\$39,304	\$39,304	\$19,652					1	\$1,511.69	\$1,511.69
PATROLMAN-COPS GRANT-1/2yr	F.S	1	\$39,304	\$39,304	\$39,304	\$19,652					1	\$1,511.69	\$1,511.69
PATROLMAN-COPS GRANT-1/2yr	F.S	1	\$39,304	\$39,304	\$39,304	\$19,652					1	\$1,511.69	\$1,511.69
PATROLMAN-COPS GRANT-1/2yr	F.S	1	\$39,304	\$39,304	\$39,304	\$19,652					1	\$1,511.69	\$1,511.69
PATROLMAN-COPS GRANT-1/2yr	F.S	1	\$39,304	\$39,304	\$39,304	\$19,652					1	\$1,511.69	\$1,511.69
PATROLMAN-COPS GRANT-1/2yr	F.S	1	\$39,304	\$39,304	\$39,304	\$19,652					1	\$1,511.69	\$1,511.69
PATROLMAN-COPS GRANT-1/2yr	F.S	1	\$39,304	\$39,304	\$39,304	\$19,652					1	\$1,511.69	\$1,511.69
PATROLMAN-COPS GRANT-1/2yr	F.S	1	\$39,304	\$39,304	\$39,304	\$19,652					1	\$1,511.69	\$1,511.69
PATROLMAN-COPS GRANT-1/2yr	F.S	1	\$39,304	\$39,304	\$39,304	\$19,652					1	\$1,511.69	\$1,511.69
PATROLMAN-COPS GRANT-1/2yr	F.S	1	\$39,304	\$39,304	\$39,304	\$19,652					1	\$1,511.69	\$1,511.69
PATROLMAN-COPS GRANT-1/2yr	F.S	1	\$39,304	\$39,304	\$39,304	\$19,652					1	\$1,511.69	\$1,511.69
SUBTOTAL		60	\$2,358,240	\$2,358,240	\$2,358,240	\$1,945,548	\$0	\$0	\$0	\$0	59	\$ 83,143.08	\$ 83,143.08
FULL-TIME SUBTOTAL		246	10,273,828	10,254,446	10,254,446	9,594,790	0	0	19,382	0	245	\$ 377,344.69	\$ 377,346.69
PART-TIME SUBTOTAL		0	\$0	\$0	\$0	\$0	\$0	\$0	\$0	\$0	0	\$ -	\$ -
TOTAL		246	\$10,273,828	\$10,254,446	\$10,254,446	\$9,594,790	0	\$0	\$19,382	\$0	245	\$ 377,344.69	\$ 377,346.69

CITY OF GARY 2013 SALARY BUDGET

DEPT: 258-SUPPORTIVE SERVICES
 FUND: 101-GENERAL FUND
 CITY: GARY

JOB DESCRIPTION	EMPL TYPE	# EMPL	ORIGINAL SALARY	APPROVED	2012	PROPOSED	2013 REDUCTIONS TO SALARY			Gary	PROPOSED		
				2012 SALARY BUDGET	REVISED SALARY BUDGET	2013 SALARY BUDGET	FURLOUG H 10 DAYS	FURLOUG H PER DAY	ADD'L REDUCTIONS	Sanitary District	2013 BI-WEEKLY PAY	TOTAL SALARIES	
ADMINISTRATIVE SERVICES DIRECTOR	F.S.	1	\$45,423	\$43,741	\$43,741	\$43,741	\$1,682	\$168			1	\$1,747.04	\$1,747.04
ADMINISTRATIVE ASSISTANT	F.S.	1	\$33,868	\$32,614	\$32,614	\$33,868	\$0	\$0			1	\$1,302.62	\$1,302.62
ADMINISTRATIVE ASSISTANT	F.S.	1	\$31,142	\$29,989	\$29,989	\$31,142	\$0	\$0			1	\$1,197.77	\$1,197.77
ANIMAL CONTROL SUPERVISOR	F.S.	1	\$31,919	\$30,737	\$30,737	\$31,919	\$0	\$0			1	\$1,227.65	\$1,227.65
ASSISTANT SUPERVISOR	F.S.	1	\$26,008	\$25,045	\$25,045	\$26,008	\$0	\$0			1	\$1,000.31	\$1,000.31
COMMUNICATIONS SUPERVISOR	F.S.	1	\$29,055	\$29,055	\$29,055	\$29,055	\$0	\$0			1	\$1,117.50	\$1,117.50
CRIME ANALYSIS TECH	F.S.	1	\$23,643	\$22,767	\$22,767	\$23,643	\$0	\$0			1	\$909.35	\$909.35
SPECIAL POLICE I	F.S.	1	\$20,600	\$20,000	\$20,000	\$20,600	\$0	\$0			1	\$792.31	\$792.31
ANIMAL CONTROL OFFICER	F.S.	1	\$23,644	\$22,768	\$22,768	\$23,644	\$0	\$0			1	\$909.38	\$909.38
ADMINISTRATIVE ASSISTANT	F.S.	1	\$22,945	\$22,095	\$22,095	\$22,945	\$0	\$0			1	\$882.50	\$882.50
ANIMAL CONTROL OFFICER	F.S.	1	\$23,644	\$22,768	\$22,768	\$23,644	\$0	\$0			1	\$909.38	\$909.38
ANIMAL CONTROL OFFICER	F.S.	1	\$23,644	\$22,768	\$22,768	\$23,644	\$0	\$0			1	\$909.38	\$909.38
COMMUNICATION OPERATOR(elim)	P.S.	1	\$13,620	\$13,620	\$13,620	\$0	\$0	\$0			0	\$0.00	\$0.00
COMMUNICATION OPERATOR(elim)	P.S.	1	\$13,620	\$13,620	\$13,620	\$0	\$0	\$0			0	\$0.00	\$0.00
COMMUNICATION OPERATOR(elim)	F.S.	1	\$27,239	\$27,239	\$27,239	\$0	\$0	\$0			0	\$0.00	\$0.00
COMMUNICATION OPERATOR	F.S.	1	\$27,239	\$27,239	\$27,239	\$27,239	\$0	\$0			1	\$1,047.65	\$1,047.65
COMMUNICATION OPERATOR(elim)	F.S.	1	\$27,239	\$27,239	\$27,239	\$0	\$0	\$0			0	\$0.00	\$0.00
COMMUNICATION OPERATOR(elim)	F.S.	1	\$27,239	\$27,239	\$27,239	\$0	\$0	\$0			0	\$0.00	\$0.00
COMMUNICATION OPERATOR	F.S.	1	\$27,239	\$27,239	\$27,239	\$27,239	\$0	\$0			1	\$1,047.65	\$1,047.65
COMMUNICATION OPERATOR	F.S.	1	\$27,239	\$27,239	\$27,239	\$27,239	\$0	\$0			1	\$1,047.65	\$1,047.65
COMMUNICATION OPERATOR	F.S.	1	\$27,239	\$27,239	\$27,239	\$27,239	\$0	\$0			1	\$1,047.65	\$1,047.65
COMMUNICATION OPERATOR	F.S.	1	\$27,239	\$27,239	\$27,239	\$27,239	\$0	\$0			1	\$1,047.65	\$1,047.65
COMMUNICATION OPERATOR	F.S.	1	\$27,239	\$27,239	\$27,239	\$27,239	\$0	\$0			1	\$1,047.65	\$1,047.65
COMMUNICATION OPERATOR	F.S.	1	\$27,239	\$27,239	\$27,239	\$27,239	\$0	\$0			1	\$1,047.65	\$1,047.65
COMMUNICATION OPERATOR	F.S.	1	\$27,239	\$27,239	\$27,239	\$27,239	\$0	\$0			1	\$1,047.65	\$1,047.65
COMMUNICATION OPERATOR	F.S.	1	\$27,239	\$27,239	\$27,239	\$27,239	\$0	\$0			1	\$1,047.65	\$1,047.65
COMMUNICATION OPERATOR	F.S.	1	\$27,239	\$27,239	\$27,239	\$27,239	\$0	\$0			1	\$1,047.65	\$1,047.65
COMMUNICATION OPERATOR	F.S.	1	\$27,239	\$27,239	\$27,239	\$27,239	\$0	\$0			1	\$1,047.65	\$1,047.65
COMMUNICATION OPERATOR	F.S.	1	\$27,239	\$27,239	\$27,239	\$27,239	\$0	\$0			1	\$1,047.65	\$1,047.65
COMMUNICATION OPERATOR	F.S.	1	\$27,239	\$27,239	\$27,239	\$27,239	\$0	\$0			1	\$1,047.65	\$1,047.65
COMMUNICATION OPERATOR	F.S.	1	\$27,239	\$27,239	\$27,239	\$27,239	\$0	\$0			1	\$1,047.65	\$1,047.65
COMMUNICATION OPERATOR	F.S.	1	\$27,239	\$27,239	\$27,239	\$27,239	\$0	\$0			1	\$1,047.65	\$1,047.65
COMMUNICATION OPERATOR	F.S.	1	\$27,239	\$27,239	\$27,239	\$27,239	\$0	\$0			1	\$1,047.65	\$1,047.65
COMMUNICATION OPERATOR	F.S.	1	\$27,239	\$27,239	\$27,239	\$27,239	\$0	\$0			1	\$1,047.65	\$1,047.65
COMMUNICATION OPERATOR	F.S.	1	\$27,239	\$27,239	\$27,239	\$27,239	\$0	\$0			1	\$1,047.65	\$1,047.65
COMMUNICATION OPERATOR	F.S.	1	\$27,239	\$27,239	\$27,239	\$27,239	\$0	\$0			1	\$1,047.65	\$1,047.65
COMMUNICATION OPERATOR	F.S.	1	\$27,239	\$27,239	\$27,239	\$27,239	\$0	\$0			1	\$1,047.65	\$1,047.65
COMMUNICATION OPERATOR	F.S.	1	\$27,239	\$27,239	\$27,239	\$27,239	\$0	\$0			1	\$1,047.65	\$1,047.65
COMMUNICATION OPERATOR	F.H.	1	\$27,239	\$27,239	\$27,239	\$27,239	\$0	\$0			1	\$1,047.65	\$1,047.65
COMMUNICATION OPERATOR	F.H.	1	\$27,239	\$27,239	\$27,239	\$27,239	\$0	\$0			1	\$1,047.65	\$1,047.65
COMMUNICATION OPERATOR	F.H.	1	\$27,239	\$27,239	\$27,239	\$27,239	\$0	\$0			1	\$1,047.65	\$1,047.65
FISCAL CLERK	F.S.	1	\$30,661	\$30,661	\$29,525	\$30,661	\$0	\$0			1	\$1,179.27	\$1,179.27
FRONT DOOR SECURITY	F.S.	1	\$20,993	\$20,215	\$20,215	\$20,993	\$0	\$0			1	\$807.42	\$807.42
CLERK-JUVENILE	F.S.	1	\$20,600	\$20,000	\$20,000	\$20,600	\$0	\$0			1	\$792.31	\$792.31
CLERK-RECORDS	F.S.	1	\$20,600	\$20,000	\$20,000	\$20,600	\$0	\$0			1	\$792.31	\$792.31
CLERK-DETECTIVE BUREAU	F.S.	1	\$20,600	\$20,000	\$20,000	\$20,600	\$0	\$0			1	\$792.31	\$792.31
CLERK-BUREAU OF IDENTIFICATION	F.S.	1	\$20,600	\$20,000	\$20,000	\$20,600	\$0	\$0			1	\$792.31	\$792.31
CLERK-AUTO	F.S.	1	\$20,600	\$20,000	\$20,000	\$20,600	\$0	\$0			1	\$792.31	\$792.31
CLERK-FRONT DESK	F.S.	1	\$20,600	\$20,000	\$20,000	\$20,600	\$0	\$0			1	\$792.31	\$792.31
SECRETARY II	F.S.	1	\$20,600	\$20,000	\$20,000	\$20,600	\$0	\$0			1	\$792.31	\$792.31
CLERK-ANIMAL CONTROL	F.S.	1	\$20,600	\$20,000	\$20,000	\$20,600	\$0	\$0			1	\$792.31	\$792.31
DATA ENTRY CLERK	F.S.	1	\$20,600	\$20,000	\$20,000	\$20,600	\$0	\$0			1	\$792.31	\$792.31
DATA ENTRY CLERK	F.S.	1	\$20,600	\$20,000	\$20,000	\$20,600	\$0	\$0			1	\$792.31	\$792.31
CUSTODIAN(eliminate)	F.S.	1	\$20,600	\$20,000	\$20,000	\$0	\$0	\$0			0	\$0.00	\$0.00
CUSTODIAN(eliminate)	F.S.	1	\$20,600	\$20,000	\$20,000	\$0	\$0	\$0			0	\$0.00	\$0.00
FULL-TIME SUBTOTAL		50	1,288,125	1,268,959	1,267,823	1,163,526	1,682	168	0	0	45	\$44,815.69	\$44,815.69
PART-TIME SUBTOTAL		2	27,239	27,239	27,239	0	0	0	0	0	0	\$0.00	\$0.00
TOTAL		52	1,315,364	1,296,198	1,295,062	1,163,526	1,682	168	0	0	45	\$44,815.69	\$44,815.69

CITY OF GARY 2013 SALARY BUDGET

D E P T : 290-FIRE DEPARTMENT F U N D : 101-GENERAL FUND C I T Y : GARY				APPROVED REVISED 2012 SALARY BUDGET	2013 REDUCTIONS TO SALARY	Gary Sanitary District	PROPOSED 2013 BI-WEEKLY SALARY BUDGET					
JOB DESCRIPTION	EMPL TYPE	# EMPL	ORIGINAL SALARY	TOTAL SALARIES	TOTAL SALARIES	FURLONG H PER DAY	ADDTL REDUCTIONS	670-688	# EMPL	UNIT SALARY	TOTAL SALARIES	TOTAL SALARIES
FIRE CHIEF	F.S	1	\$104,738	\$99,501	\$99,501		\$5,237		1	\$3,827	\$3,827	\$99,501
DEPUTY CHIEF	F.S	1	\$60,845	\$60,845	\$60,845				1	\$2,340	\$2,340	\$60,845
DIVISION CHIEF OF OPERATION	F.S	1	\$53,927	\$53,927	\$53,927				1	\$2,074	\$2,074	\$53,927
DIVISION CHIEF	F.S	1	\$53,927	\$53,927	\$53,927				1	\$2,074	\$2,074	\$53,927
DIVISION CHIEF	F.S	1	\$53,927	\$53,927	\$53,927				1	\$2,074	\$2,074	\$53,927
DIVISION CHIEF	F.S	1	\$53,927	\$53,927	\$53,927				1	\$2,074	\$2,074	\$53,927
DIVISION CHIEF	F.S	1	\$53,927	\$53,927	\$53,927				1	\$2,074	\$2,074	\$53,927
DIVISION CHIEF	F.S	1	\$53,927	\$53,927	\$53,927				1	\$2,074	\$2,074	\$53,927
DIVISION CHIEF	F.S	1	\$53,927	\$53,927	\$53,927				1	\$2,074	\$2,074	\$53,927
DIVISION CHIEF	F.S	1	\$53,927	\$53,927	\$53,927				1	\$2,074	\$2,074	\$53,927
CHIEF BUILDING AND GROUNDS	F.S	1	\$53,927	\$53,927	\$53,927				1	\$2,074	\$2,074	\$53,927
CHIEF INSPECTOR	F.S	1	\$53,927	\$53,927	\$53,927				1	\$2,074	\$2,074	\$53,927
CHIEF MECHANIC	F.S	1	\$53,927	\$53,927	\$53,927				1	\$2,074	\$2,074	\$53,927
CHIEF OF COMMUNICATIONS	F.S	1	\$53,927	\$53,927	\$53,927				1	\$2,074	\$2,074	\$53,927
CHIEF TRAINING OFFICER	F.S	1	\$53,927	\$53,927	\$53,927				1	\$2,074	\$2,074	\$53,927
CHIEF HEALTH & SAFETY	F.S	1	\$53,927	\$53,927	\$53,927				1	\$2,074	\$2,074	\$53,927
BATTALION CHIEF	F.S	1	\$47,776	\$47,776	\$47,776				1	\$1,838	\$1,838	\$47,776
BATTALION CHIEF	F.S	1	\$47,776	\$47,776	\$47,776				1	\$1,838	\$1,838	\$47,776
BATTALION CHIEF	F.S	1	\$47,776	\$47,776	\$47,776				1	\$1,838	\$1,838	\$47,776
BATTALION CHIEF	F.S	1	\$47,776	\$47,776	\$47,776				1	\$1,838	\$1,838	\$47,776
BATTALION CHIEF	F.S	1	\$47,776	\$47,776	\$47,776				1	\$1,838	\$1,838	\$47,776
BATTALION CHIEF	F.S	1	\$47,776	\$47,776	\$47,776				1	\$1,838	\$1,838	\$47,776
BATTALION CHIEF	F.S	1	\$47,776	\$47,776	\$47,776				1	\$1,838	\$1,838	\$47,776
BATTALION CHIEF	F.S	1	\$47,776	\$47,776	\$47,776				1	\$1,838	\$1,838	\$47,776
BATTALION CHIEF	F.S	1	\$47,776	\$47,776	\$47,776				1	\$1,838	\$1,838	\$47,776
BATTALION CHIEF	F.S	1	\$47,776	\$47,776	\$47,776				1	\$1,838	\$1,838	\$47,776
BATTALION CHIEF	F.S	1	\$47,776	\$47,776	\$47,776				1	\$1,838	\$1,838	\$47,776
BATTALION CHIEF	F.S	1	\$47,776	\$47,776	\$47,776				1	\$1,838	\$1,838	\$47,776
BATTALION CHIEF	F.S	1	\$47,776	\$47,776	\$47,776				1	\$1,838	\$1,838	\$47,776
BATTALION CHIEF	F.S	1	\$47,776	\$47,776	\$47,776				1	\$1,838	\$1,838	\$47,776
MIS OFFICER	F.S	1	\$53,927	\$53,927	\$53,927				1	\$2,074	\$2,074	\$53,927
DRILL MASTER	F.S	1	\$53,927	\$53,927	\$53,927				1	\$2,074	\$2,074	\$53,927
FISCAL OFFICER	F.S	1	\$45,900	\$45,900	\$45,900				1	\$1,750	\$1,750	\$45,900
MASTER MECHANIC	F.S	1	\$53,927	\$53,927	\$53,927				1	\$2,074	\$2,074	\$53,927
SENIOR INSPECTOR	F.S	1	\$47,776	\$47,776	\$47,776				1	\$1,838	\$1,838	\$47,776
CAPTAIN	F.S	1	\$45,501	\$45,501	\$45,501				1	\$1,750	\$1,750	\$45,501
CAPTAIN	F.S	1	\$45,501	\$45,501	\$45,501				1	\$1,750	\$1,750	\$45,501
CAPTAIN	F.S	1	\$45,501	\$45,501	\$45,501				1	\$1,750	\$1,750	\$45,501
CAPTAIN	F.S	1	\$45,501	\$45,501	\$45,501				1	\$1,750	\$1,750	\$45,501
CAPTAIN	F.S	1	\$45,501	\$45,501	\$45,501				1	\$1,750	\$1,750	\$45,501
CAPTAIN	F.S	1	\$45,501	\$45,501	\$45,501				1	\$1,750	\$1,750	\$45,501
CAPTAIN	F.S	1	\$45,501	\$45,501	\$45,501				1	\$1,750	\$1,750	\$45,501
CAPTAIN	F.S	1	\$45,501	\$45,501	\$45,501				1	\$1,750	\$1,750	\$45,501
CAPTAIN	F.S	1	\$45,501	\$45,501	\$45,501				1	\$1,750	\$1,750	\$45,501
CAPTAIN	F.S	1	\$45,501	\$45,501	\$45,501				1	\$1,750	\$1,750	\$45,501
CAPTAIN	F.S	1	\$45,501	\$45,501	\$45,501				1	\$1,750	\$1,750	\$45,501
CAPTAIN	F.S	1	\$45,501	\$45,501	\$45,501				1	\$1,750	\$1,750	\$45,501
CAPTAIN	F.S	1	\$45,501	\$45,501	\$45,501				1	\$1,750	\$1,750	\$45,501
CAPTAIN	F.S	1	\$45,501	\$45,501	\$45,501				1	\$1,750	\$1,750	\$45,501
CAPTAIN	F.S	1	\$45,501	\$45,501	\$45,501				1	\$1,750	\$1,750	\$45,501
CAPTAIN	F.S	1	\$45,501	\$45,501	\$45,501				1	\$1,750	\$1,750	\$45,501
CAPTAIN	F.S	1	\$45,501	\$45,501	\$45,501				1	\$1,750	\$1,750	\$45,501
CAPTAIN	F.S	1	\$45,501	\$45,501	\$45,501				1	\$1,750	\$1,750	\$45,501
CAPTAIN	F.S	1	\$45,501	\$45,501	\$45,501				1	\$1,750	\$1,750	\$45,501
CAPTAIN	F.S	1	\$45,501	\$45,501	\$45,501				1	\$1,750	\$1,750	\$45,501
CAPTAIN	F.S	1	\$45,501	\$45,501	\$45,501				1	\$1,750	\$1,750	\$45,501
CAPTAIN	F.S	1	\$45,501	\$45,501	\$45,501				1	\$1,750	\$1,750	\$45,501
CAPTAIN	F.S	1	\$45,501	\$45,501	\$45,501				1	\$1,750	\$1,750	\$45,501
CAPTAIN	F.S	1	\$45,501	\$45,501	\$45,501				1	\$1,750	\$1,750	\$45,501
CAPTAIN	F.S	1	\$45,501	\$45,501	\$45,501				1	\$1,750	\$1,750	\$45,501
CAPTAIN	F.S	1	\$45,501	\$45,501	\$45,501				1	\$1,750	\$1,750	\$45,501
CAPTAIN	F.S	1	\$45,501	\$45,501	\$45,501				1	\$1,750	\$1,750	\$45,501
CAPTAIN	F.S	1	\$45,501	\$45,501	\$45,501				1	\$1,750	\$1,750	\$45,501
CAPTAIN	F.S	1	\$45,501	\$45,501	\$45,501				1	\$1,750	\$1,750	\$45,501
CAPTAIN	F.S	1	\$45,501	\$45,501	\$45,501				1	\$1,750	\$1,750	\$45,501
CAPTAIN	F.S	1	\$45,501	\$45,501	\$45,501				1	\$1,750	\$1,750	\$45,501
CAPTAIN	F.S	1	\$45,501	\$45,501	\$45,501				1	\$1,750	\$1,750	\$45,501
CAPTAIN	F.S	1	\$45,501	\$45,501	\$45,501				1	\$1,750	\$1,750	\$45,501
CAPTAIN	F.S	1	\$45,501	\$45,501	\$45,501				1	\$1,750	\$1,750	\$45,501
CAPTAIN SAFETY OFFICER	F.S	1	\$45,501	\$45,501	\$45,501				1	\$1,750	\$1,750	\$45,501
CAPTAIN SAFETY OFFICER	F.S	1	\$45,501	\$45,501	\$45,501				1	\$1,750	\$1,750	\$45,501
CAPTAIN SAFETY OFFICER	F.S	1	\$45,501	\$45,501	\$45,501				1	\$1,750	\$1,750	\$45,501
CAPTAIN SAFETY OFFICER	F.S	1	\$45,501	\$45,501	\$45,501				1	\$1,750	\$1,750	\$45,501
INSPECTOR	F.S	1	\$45,501	\$45,501	\$45,501				1	\$1,750	\$1,750	\$45,501
INSPECTOR	F.S	1	\$45,501	\$45,501	\$45,501				1	\$1,750	\$1,750	\$45,501
SUB-TOTAL		72	\$3,552,118	\$3,492,955	\$3,492,955	\$0	\$5,237	\$0	73	\$136,419	\$136,419	\$3,546,882

CITY OF GARY 2013 SALARY BUDGET

**D E P T : 600- FINANCE AND HUMAN RESOURCES
F U N D : 101-GENERAL
C I T Y : GARY**

			2012 APPROVED SALARIES			2013 PROPOSED SALARIES	2013 REDUCTIONS TO SALARIES			GARY SANITARY DISTRICT	PROPOSED 2013 BI-WEEKLY PAY		
JOB DESCRIPTION	EMPL TYPE	# EMPL	ORIGINAL	UNIT SALARIES	UNIT SALARIES	TOTAL SALARIES	FURLOUGH 10 DAYS	FURLOUGH PER DAY	ADD'L REDUCTIONS	670-688	# EMPL	UNIT SALARY	TOTAL SALARIES
CITY CONTROLLER	F.S	1	\$60,529	\$55,821	\$55,821	\$55,821	\$2,242	\$224	\$2,466.00	\$32,011.20	1	\$2,233.19	\$2,233.19
CHIEF ACCOUNTANT	F.S	1	\$54,207	\$49,991	\$49,991	\$49,991	\$2,008	\$201	\$2,208.00	\$5,000.00	1	\$1,999.96	\$1,999.96
INTERNAL AUDITOR	F.S	1	\$50,439	\$47,543	\$47,543	\$47,544	\$1,868	\$187	\$1,027.00		1	\$1,900.46	\$1,900.46
ACCOUNTING MANAGER(ELIMINATE)	F.S	1	\$48,439	\$46,645	\$46,645	\$0	\$0	\$0			0	\$0.00	\$0.00
GENERAL ACCOUNTANT	F.S	1	\$39,900	\$0	\$0	\$39,900	\$0	\$0			1	\$1,534.62	\$1,534.62
SENIOR BUDGET ACCOUNTANT	F.S	1	\$43,445	\$41,836	\$41,836	\$41,837	\$1,608	\$161			1	\$1,670.96	\$1,670.96
SENIOR GRANTS ACCOUNTANT	F.S	1	\$43,445	\$41,836	\$41,836	\$41,837	\$1,608	\$161			1	\$1,670.96	\$1,670.96
SENIOR GENERAL ACCOUNTANT	F.S	1	\$43,445	\$41,836	\$41,836	\$41,837	\$1,608	\$161			1	\$1,670.96	\$1,670.96
FINANCIAL SUPPORT COORDINATOR	F.S	1	\$43,445	\$41,836	\$41,836	\$41,837	\$1,608	\$161			1	\$1,670.96	\$1,670.96
FINANCIAL SUPPORT COORDINATOR I	F.S	1	\$39,900	\$37,761	\$37,761	\$39,900	\$0	\$0			1	\$1,534.62	\$1,534.62
PAYROLL SUPV.	F.S	1	\$39,213	\$37,761	\$37,761	\$39,213	\$0	\$0			1	\$1,508.19	\$1,508.19
STAFF ACCT.	F.S	1	\$39,213	\$36,096	\$36,096	\$39,213	\$0	\$0			1	\$1,508.19	\$1,508.19
PURCHASING AGENT	F.S	1	\$39,213	\$37,761	\$37,761	\$39,213	\$0	\$0			1	\$1,508.19	\$1,508.19
REVENUE SUPV.	F.S	1	\$39,213	\$37,761	\$37,761	\$39,213	\$0	\$0			1	\$1,508.19	\$1,508.19
HUMAN RESOURCES DIRECTOR	F.S	1	\$48,410	\$46,617	\$46,617	\$46,618	\$1,792	\$179		\$14,878.00	1	\$1,861.92	\$1,861.92
HUMAN RESOURCES MANAGER	F.S	1	\$43,260	\$41,658	\$41,658	\$41,659	\$1,601	\$160			1	\$1,663.85	\$1,663.85
BENEFITS MANAGER	F.S	1	\$39,714	\$38,243	\$38,243	\$39,714	\$0	\$0			1	\$1,527.46	\$1,527.46
HR SPECIALIST CHG TO HR GENERALIST	F.S	1	\$32,000	\$26,812	\$26,812	\$32,000	\$0	\$0			1	\$1,230.77	\$1,230.77
BENEFITS ASSISTANT I (ELIMINATE)	F.S	1	\$25,000	\$25,000	\$25,000	\$0	\$0	\$0			0	\$0.00	\$0.00
MIS DIRECTOR (TRSF TO DEPT 604)	F.S	1	\$54,009	\$50,355	\$50,355	\$0	\$0	\$0			0	\$0.00	\$0.00
TECHNICAL SUPPORT(TRSF TO DEPT 604)	F.S	1	\$43,320	\$41,719	\$41,719	\$0	\$0	\$0			0	\$0.00	\$0.00
NETWORK ADMINISTRATOR(TRSF TO DEPT	F.S	1	\$41,793	\$40,245	\$40,245	\$0	\$0	\$0			0	\$0.00	\$0.00
FULL-TIME SUBTOTAL		19	\$951,552.00	\$865,133.00	\$865,133.00	\$717,346.27	\$15,943.73	\$1,594.37	\$5,701.00	\$0.00	17	\$28,203.46	\$28,203.46
GARY SANITARY DISTRICT		0		\$0.00	\$0.00	\$0.00	\$0.00	\$0.00	\$0.00	\$51,889.20	0	\$0.00	\$0.00
TOTAL		19	\$951,552.00	\$865,133.00	\$865,133.00	\$717,346.27	\$15,943.73	\$1,594.37	\$5,701.00	\$51,889.20	17	\$28,203.46	\$28,203.46

CITY OF GARY 2013 SALARY BUDGET

DEPT: 603-DEPARTMENT OF COMMERCE
FUND: 101-GENERAL FUND
CITY: GARY

JOB DESCRIPTION	EMPL TYPE	# EMPL	ORIGINAL SALARY	APPROVED 2012 SALARY BUDGET		PROPOSED 2013 SALARY BUDGET	2013 REDUCTIONS TO SALARY			Gary Sanitary District	# EMPL	PROPOSED 2013 BI-WEEKLY PAY	
				TOTAL SALARIES	TOTAL SALARIES	TOTAL SALARIES	FURLOUGH 10 DAYS	FURLOUGH PER DAY	ADDTL REDUCTIONS	670-688		UNIT SALARY	TOTAL SALARIES
DIR OF COMMERCE	F,S	1	\$97,500	\$90,000	\$90,000	\$90,000	3,600.00	360.00	3,900.00		1	\$ 3,600.00	\$ 3,600.00
CITY PLANNER	F,S	1	\$81,133	\$70,475	\$70,475	\$75,000	\$ 2,887.84	\$288.78	\$3,245.32		1	\$ 2,995.68	\$ 2,995.68
DIRECTOR OF ZONING	F,S	1	\$46,731	\$39,674	\$39,674	\$45,000	\$1,730.84	\$173.08			1	\$ 1,797.35	\$ 1,797.35
BUILDING COMMISSIONER	F,S	1	\$46,731	\$39,674	\$39,674	\$45,000	\$1,730.84	\$173.08			1	\$ 1,797.35	\$ 1,797.35
PERMIT CLERK	F,S	1	\$20,600	\$20,000	\$20,000	\$20,600	\$0.00	\$0.00			1	\$ 792.31	\$ 792.31
OFFICE MANAGER	F,S	1	\$26,780	\$25,788	\$25,788	\$26,780	\$0.00	\$0.00			1	\$ 1,030.00	\$ 1,030.00
INSPECTOR COORDINATOR	F,S	1	\$33,094	\$31,868	\$31,868	\$33,094	\$0.00	\$0.00			1	\$ 1,272.85	\$ 1,272.85
CHIEF PLBG/HVAC INSPECTOR	F,S	1	\$33,094	\$31,868	\$31,868	\$33,094	\$0.00	\$0.00			1	\$ 1,272.85	\$ 1,272.85
CHIEF ELECTRICAL INSPECTOR	F,S	1	\$33,094	\$31,868	\$31,868	\$33,094	\$0.00	\$0.00			1	\$ 1,272.85	\$ 1,272.85
ELECTRICAL INSPECTOR	F,S	1	\$28,026	\$26,988	\$26,988	\$28,026	\$0.00	\$0.00			1	\$ 1,077.92	\$ 1,077.92
PLBG/HVAC INSPECTOR	F,S	1	\$28,026	\$26,988	\$26,988	\$28,026	\$0.00	\$0.00			1	\$ 1,077.92	\$ 1,077.92
ELECTRICAL INSPECTOR	F,S	1	\$28,026	\$26,988	\$26,988	\$28,026	\$0.00	\$0.00			1	\$ 1,077.92	\$ 1,077.92
BUILDING INSPECTOR	F,S	1	\$28,026	\$26,988	\$26,988	\$28,026	\$0.00	\$0.00			1	\$ 1,077.92	\$ 1,077.92
BUILDING INSPECTOR	F,S	1	\$28,026	\$26,988	\$26,988	\$28,026	\$0.00	\$0.00			1	\$ 1,077.92	\$ 1,077.92
ZONING SECRETARY	F,S	1	\$27,810	\$26,780	\$26,780	\$27,818	\$0.00	\$0.00			1	\$ 1,069.92	\$ 1,069.92
BUILDING COMMISSIONERS	P,S	6	\$0	\$0	\$0	\$0	\$0.00	\$0.00			1	\$ -	\$ -
PLANNING COMMISSIONER	P,S	9	\$0	\$0	\$0	\$0	\$0.00	\$0.00			1	\$ -	\$ -
BZA COMMISSIONERS	P,S	5	\$0	\$0	\$0	\$0	\$0.00	\$0.00			1	\$ -	\$ -
FIREFIGHTER-ECONOMIC DEV	F,S	1	\$39,304	\$0	\$0	\$39,304	\$0.00	\$0.00			1	\$1,511.69	\$1,511.69
PATROLMAN-ECONOMIC DEV	F,S	1	\$39,304	\$0	\$0	\$39,304	\$0.00	\$0.00			1	\$1,511.69	\$1,511.69
AIR QUALITY MANAGER	F,S	1	\$37,080	\$35,707	\$35,707	\$37,080	\$0.00	\$0.00			1	\$1,426.15	\$1,426.15
BROWNSFIELD SPECIALIST	F,S	1	\$40,347	\$38,853	\$38,853	\$38,853	\$1,494.33	\$149.43			1	\$1,551.81	\$1,551.81
HEAVY EQUIP. OPERATOR A (TRF F	F,S	1	\$30,950	\$0	\$0	\$30,950	\$0.00	\$0.00			1	\$ 1,190.38	\$ 1,190.38
HEAVY EQUIP. OPERATOR A (TRF F	F,S	1	\$30,950	\$0	\$0	\$30,950	\$0.00	\$0.00			1	\$ 1,190.38	\$ 1,190.38
HEAVY EQUIP. OPERATOR B (TRF F	F,S	1	\$29,577	\$0	\$0	\$29,577	\$0.00	\$0.00			1	\$ 1,137.58	\$ 1,137.58
HEAVY EQUIP. OPERATOR B (TRF F	F,S	1	\$29,577	\$0	\$0	\$29,577	\$0.00	\$0.00			1	\$ 1,137.58	\$ 1,137.58
FULL-TIME SUBTOTAL		43	\$863,786	\$617,495	\$617,495	\$845,205	\$11,444	\$1,144	\$7,145	\$0	26	\$32,948	\$32,948
PART-TIME SUBTOTAL		0	\$ -	\$ -	\$ -	\$ -	\$ -	\$ -	\$ -	\$ -	0	\$ -	\$ -
TOTAL		43	\$ 863,786	\$ 617,495	\$ 617,495	\$ 845,205	\$ 11,444	\$ 1,144	\$ 7,145	\$ -	26	\$ 32,948.02	\$ 32,948.02

CITY OF GARY 2013 SALARY BUDGET

**DEPT: 250-PARKS
FUND: 253 PARK DEPARTMENT
CITY: GARY**

				APPROVED 2012 SALARY BUDGET		2013 PROPOSED SALARY BUDGET	2013 REDUCTIONS TO SALARY			Gary Sanitary District	PROPOSED 2013 BI-WEEKLY AND HRLYSA BUDGET		
JOB DESCRIPTION	EMPL TYPE	# EMPL	ORIGINAL	UNIT SALARIES	TOTAL SALARIES	TOTAL SALARIES	FURLOUGH 10 DAYS	FURLOUGH PER DAY	ADDTL REDUCTIONS	670-688	# EMPL	UNIT SALARY	TOTAL SALARIES
PARK SUPERINTENDENT	F.S	1	\$62,064	\$57,237	\$57,237	\$57,237	\$2,344.00	\$234.40	\$2,483		1	\$2,291.58	\$2,291.58
BOARD OF PARK COMMISSIONERS	O.S	4	\$0	\$0	\$0	\$0	\$0.00	\$0.00			4	\$0.00	\$0.00
ASST. SUPT/H.C. MGR	F.H	1	\$43,331	\$41,731	\$41,731	\$43,331	\$0.00	\$0.00			1	\$1,666.58	\$1,666.58
FACILITY MANAGER (ELIMINATE)	F.S	1	\$43,343	\$41,743	\$41,743	\$0	\$0.00	\$0.00			0	\$0.00	\$0.00
RECREATION COORD.(TRSF to YSB)	F.S	1	\$35,200	\$33,896	\$33,896	\$0	\$0.00	\$0.00			0	\$0.00	\$0.00
BOARD SEC./ADMINISTRATIVE ASST.	F.S	1	\$37,080	\$35,588	\$35,588	\$37,080	\$0.00	\$0.00			1	\$1,426.15	\$1,426.15
PAYROLL CLERK	F.S	1	\$34,197	\$32,930	\$32,930	\$34,197	\$0.00	\$0.00			1	\$1,315.27	\$1,315.27
REC. PROGRAMMER (TRSF TO HC)	F.S	1	\$34,906	\$0	\$0	\$0	\$0.00	\$0.00			0	\$0.00	\$0.00
FRONT DESK ATTENDANT ((TRSF TO HC)	F.S	1	\$20,600	\$19,808	\$20,600	\$20,600					1	\$792.31	\$792.31
LABORER	F.S	1	\$20,620	\$20,620	\$20,620	\$24,940	\$0.00	\$0.00			1	\$959.23	\$959.23
PARK MAINT. MOWING SUPV.	F.S	1	\$29,829	\$25,682	\$25,682	\$29,829	\$0.00	\$0.00			1	\$1,147.27	\$1,147.27
PARK MAINTENANCE	F.S	1	\$28,789	\$25,682	\$25,682	\$28,789	\$0.00	\$0.00			1	\$1,107.27	\$1,107.27
RECREATION AIDE	P.S	6	\$61,836	\$10,306	\$10,306	\$61,836	\$0.00	\$0.00			6	\$792.77	\$4,756.62
HORTICULTURIST(ELIMINATE)	P.S	1	\$9,732	\$14,575	\$14,575	\$0	\$0.00	\$0.00			0	\$0.00	\$0.00
BEACH SECURITY	P.H	4	\$30,000	\$6,000	\$24,000	\$24,000	\$0.00	\$0.00			4	\$461.54	\$1,846.15
HEAD BEACH GUARD	P.H	1	\$5,043	\$5,043	\$5,043	\$5,043	\$0.00	\$0.00			1	\$387.92	\$387.92
HEAD POOL GUARD	P.H	1	\$3,263	\$3,263	\$3,263	\$3,263	\$0.00	\$0.00			1	\$251.00	\$251.00
BEACH GUARD 3RD YR	P.H	5	\$24,165	\$4,833	\$24,165	\$24,165	\$0.00	\$0.00			5	\$371.77	\$1,858.85
POOL GUARD 3RD YR	P.H	4	\$19,200	\$4,800	\$19,200	\$19,200	\$0.00	\$0.00			4	\$369.23	\$1,476.92
BEACH GUARD 2ND YR	P.H	8	\$23,640	\$4,728	\$37,824	\$37,824	\$0.00	\$0.00			8	\$363.69	\$2,909.54
POOL GUARD 2ND YR	P.H	4	\$18,000	\$4,500	\$18,000	\$18,000	\$0.00	\$0.00			4	\$346.15	\$1,384.62
BEACH GUARD 1ST YR	P.H	2	\$9,766	\$4,883	\$9,766	\$0	\$0.00	\$0.00			0	\$0.00	\$0.00
POOL GUARD 1ST YR	P.H	4	\$18,000	\$4,500	\$18,000	\$18,000	\$0.00	\$0.00			4	\$346.15	\$1,384.62
PARKING LOT ATTENDANT	P.H	5	\$23,640	\$4,728	\$23,640	\$23,640	\$0.00	\$0.00			5	\$363.69	\$1,818.46
GROUNDSKEEPERS	P.H	6	\$28,248	\$4,708	\$28,248	\$28,248	\$0.00	\$0.00			6	\$362.15	\$2,172.92
FULL-TIME SUBTOTAL		11	\$ 389,959.00	\$ 334,917.00	\$ 335,709.00	\$ 276,003.00	\$ 2,344.00	\$ 234.40	\$ 2,483.00	\$ -	8	\$ 10,705.65	\$ 10,705.65
PART-TIME SUBTOTAL		55	\$ 274,533.00	\$ 76,867.00	\$ 236,030.00	\$ 263,219.00	\$ -	\$ -	\$ -	\$ -	52	\$ 4,416.08	\$ 20,247.62
TOTAL		66	\$ 664,492.00	\$ 411,784.00	\$ 571,739.00	\$ 539,222.00	\$ 2,344.00	\$ 234.40	\$ 2,483.00	\$ -	60	\$ 15,121.73	\$ 30,953.27