

COUNCIL
PENDING ORDINANCE 2013-09
ORDINANCE NO. 8667
AS AMENDED
CERTIFICATION DATE _____
CERTIFIED BY _____
FAVORABLY _____
UNFAVORABLY _____

AN ORDINANCE REVISING THE 2013 GENERAL FUND SALARY BUDGETS FOR SUPPORTIVE SERVICES AND FINANCE DEPARTMENTS

WHEREAS, Indiana Code Chapter 36-4-7 Sec. 8 permits the Common Council of the City of Gary make additional appropriations by ordinance, and;

WHEREAS, The Supportive Services Department for the Gary Police Department has demonstrated a need to revise its 2013 budget to add two full-time Dispatch Positions, and;

WHEREAS, The revision to the Supportive Services Department increases its 2013 operating budget by \$3,800, and;

WHEREAS, It is desirous not to exceed the Original General Fund 2013 total budget submitted to Department of Local Government and Finance, and thereby the Finance Department is reducing its 2013 budget by \$3,800, and;

NOW THEREFORE, BE IT ORDAINED by the Common Council of the City of Gary, Indiana as follows:


SECTION 1. That the Salary Schedule which is attached hereto and made a part hereof, which is marked for purposes of identification as "Revised Budget Estimate for Calendar Year 2013" is approved by the Common Council of the City of Gary.

SECTION 2. The ordinance shall be in full force and effect upon passage


PASSED and ADOPTED, by the Common Council of the City of Gary, Indiana, this 19 day of Feb., 2013.


PRESIDING OFFICER

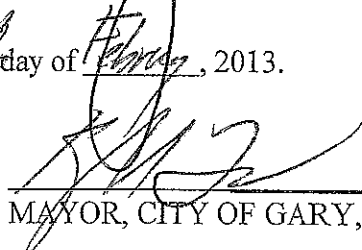
ATTEST:


CITY CLERK

Presented by me to the Mayor for approval and signature this 17th day of Feb, 2013.


CITY CLERK

APPROVED and SIGNED by me this 28th day of Feb, 2013.


MAYOR, CITY OF GARY, INDIANA

PREPARED BY: Richard B. Leverett, Assistant City Attorney

SPONSORED BY: Karen Freeman-Wilson, Mayor
Celita Green, Controller

C.P.D. 2013-09/8667
COMMITTEE ASSIGNMENT Finance Reported-out/Date 2-5-13
1st Reading/Date 2-5-13 Committee Hearing/Date 2-12-13 2nd Reading/Date 2-5-13
Public Hearing/Date 2-19-13 3rd Reading/Date 2-19-13 Final Reading/Date 2-19-13
Passed/Date 2-19-13 Defeated/Date — Deferred/Date —

Tabled/Date _____ Override/Date _____ Adopted/Date _____
Publication/Date _____ Community Hearing/Date _____ Veto _____ Pocket
Veto _____ Adopted _____

CITY OF GARY 2013 SALARY BUDGET

DEPT: 600- FINANCE AND HUMAN RESOURCES
 FUND: 101- GENERAL
 CITY: GARY

JOB DESCRIPTION	EMPL. TYPE	# EMP	ORIGINAL	2012 APPROVED SALARIES			2013 PROPOSED SALARIES			2013 REDUCTIONS TO SALARIES			GARY SANITARY DISTRICT	# EMP	PROPOSED 2013 BI-WEEKLY PAY	
				UNIT SALARIES	UNIT SALARIES	TOTAL SALARIES	UNIT SALARIES	UNIT SALARIES	TOTAL SALARIES	FURLOUGH %	FURLOUGH PER DAY	ADDITIONAL REDUCTIONS			UNIT SALARY	TOTAL SALARIES
CITY CONTROLLER	F.S	1	\$60,529	\$65,821	\$55,821	\$55,821	\$2,242	\$224	\$2,466.00	\$32,011.20	1	\$2,233.18	\$2,233.19			
CHIEF ACCOUNTANT	F.S	1	\$64,207	\$49,991	\$49,991	\$49,991	\$2,008	\$201	\$2,208.00	\$5,000.00	1	\$1,999.96	\$1,999.96			
INTERNAL AUDITOR	F.S	1	\$60,439	\$47,543	\$47,543	\$47,544	\$1,868	\$187	\$1,027.00		1	\$1,900.45	\$1,900.45			
ACCOUNTING MANAGER(ELIMINATE)	F.S	1	\$46,439	\$46,645	\$46,645	\$0	\$0	\$0			0	\$0.00	\$0.00			
GENERAL ACCOUNTANT	F.S	1	\$39,900	\$0	\$0	\$39,900	\$0	\$0			1	\$1,534.62	\$1,534.62			
SENIOR BUDGET ACCOUNTANT	F.S	1	\$43,445	\$41,836	\$41,836	\$41,837	\$1,608	\$161			1	\$1,670.96	\$1,670.96			
SENIOR GRANTS ACCOUNTANT	F.S	1	\$43,445	\$41,836	\$41,836	\$41,837	\$1,608	\$161			1	\$1,670.96	\$1,670.96			
SENIOR GENERAL ACCOUNTANT	F.S	1	\$43,445	\$41,836	\$41,836	\$41,837	\$1,608	\$161			1	\$1,670.96	\$1,670.96			
FINANCIAL SUPPORT COORDINATOR	F.S	1	\$43,445	\$41,836	\$41,836	\$41,837	\$1,608	\$161			1	\$1,670.96	\$1,670.96			
FINANCIAL SUPPORT COORDINATOR I	F.S	1	\$39,900	\$37,761	\$37,761	\$39,900	\$0	\$0			1	\$1,534.62	\$1,534.62			
PAYROLL SUPV.	F.S	1	\$39,213	\$37,761	\$37,761	\$39,213	\$0	\$0			1	\$1,508.19	\$1,508.19			
STAFF ACCT.	F.S	1	\$39,213	\$36,096	\$36,096	\$39,213	\$0	\$0			1	\$1,508.19	\$1,508.19			
PURCHASING AGENT	F.S	1	\$39,213	\$37,761	\$37,761	\$39,213	\$0	\$0			1	\$1,508.19	\$1,508.19			
REVENUE SUPV.	F.S	1	\$39,213	\$37,761	\$37,761	\$39,213	\$0	\$0			1	\$1,508.19	\$1,508.19			
HUMAN RESOURCES DIRECTOR	F.S	1	\$46,410	\$46,617	\$46,617	\$46,618	\$1,792	\$179		\$14,878.00	1	\$1,861.92	\$1,861.92			
HUMAN RESOURCES MANAGER	F.S	1	\$43,260	\$41,658	\$41,658	\$41,659	\$1,601	\$160			1	\$1,663.85	\$1,663.85			
BENEFITS MANAGER	F.S	1	\$39,714	\$38,243	\$38,243	\$39,714	\$0	\$0			1	\$1,627.46	\$1,627.46			
HR SPECIALIST CHG TO HR GENERALIST	F.S	1	\$32,000	\$26,812	\$26,812	\$32,000	\$0	\$0			1	\$1,230.77	\$1,230.77			
BENEFITS ASSISTANT I (ELIMINATE)	F.S	1	\$25,000	\$25,000	\$25,000	\$0	\$0	\$0			0	\$0.00	\$0.00			
MIS DIRECTOR (TRSF TO DEPT 604)	F.S	1	\$54,009	\$50,355	\$50,355	\$0	\$0	\$0			0	\$0.00	\$0.00			
TECHNICAL SUPPORT (TRSF TO DEPT 604)	F.S	1	\$43,320	\$41,719	\$41,719	\$0	\$0	\$0			0	\$0.00	\$0.00			
NETWORK ADMINISTRATOR (TRSF TO DEPT	F.S	1	\$41,793	\$40,245	\$40,245	\$0	\$0	\$0			0	\$0.00	\$0.00			
FULL-TIME SUBTOTAL		19	\$951,552.00	\$865,133.00	\$865,133.00	\$717,346.27	\$15,943.73	\$1,594.37	\$5,701.00	\$0.00	17	\$28,203.46	\$28,203.46			
GARY SANITARY DISTRICT		0	\$0.00	\$0.00	\$0.00	\$0.00	\$0.00	\$0.00	\$0.00	\$51,889.20	0	\$0.00	\$0.00			
TOTAL		19	\$951,552.00	\$865,133.00	\$865,133.00	\$717,346.27	\$15,943.73	\$1,594.37	\$5,701.00	\$51,889.20	17	\$28,203.46	\$28,203.46			

REVISED CITY OF GARY 2013 SALARY BUDGET

DEPT: 258-SUPPORTIVE SERVICES
 FUND: 101-GENERAL FUND
 CITY: GARY

JOB DESCRIPTION	EMPR TYPE	# EMP	ORIGINAL SALARY	APPROVED	2012	APPROVED	REVISED	2013	REDUCTIONS	Gary	APPROVED		
				2012	REVISED	2013	APPROVED	TO	Sanitary	2013 BI-WEEKLY			
TOTAL SALARIES	TOTAL SALARIES	TOTAL SALARIES	TOTAL SALARIES	BUDGET	BUDGET	BUDGET	BUDGET	SALARY	District	PAY	TOTAL SALARIES		
ADMINISTRATIVE SERVICES DIRECTOR	F.S.	1	\$45,423	\$43,741	\$43,741	\$43,741	\$45,255	\$1,682	\$168		\$1,747.04	\$1,747.04	
ADMINISTRATIVE ASSISTANT	F.S.	1	\$33,868	\$32,614	\$32,614	\$33,868	\$33,868	\$0	\$0		\$1,302.62	\$1,302.62	
ADMINISTRATIVE ASSISTANT	F.S.	1	\$31,142	\$29,989	\$29,989	\$31,142	\$31,142	\$0	\$0		\$1,197.77	\$1,197.77	
ANIMAL CONTROL SUPERVISOR	F.S.	1	\$31,919	\$30,737	\$30,737	\$31,919	\$31,919	\$0	\$0		\$1,227.65	\$1,227.65	
ASSISTANT SUPERVISOR	F.S.	1	\$26,008	\$25,045	\$25,045	\$26,008	\$26,008	\$0	\$0		\$1,000.31	\$1,000.31	
COMMUNICATIONS SUPERVISOR	F.S.	1	\$29,055	\$29,055	\$29,055	\$29,055	\$29,055	\$0	\$0		\$1,117.50	\$1,117.50	
CRIME ANALYSIS TECH	F.S.	1	\$23,643	\$22,767	\$22,767	\$23,643	\$23,643	\$0	\$0		\$909.35	\$909.35	
SPECIAL POLICE I	F.S.	1	\$20,600	\$20,000	\$20,000	\$20,600	\$20,600	\$0	\$0		\$792.31	\$792.31	
ANIMAL CONTROL OFFICER	F.S.	1	\$23,644	\$22,768	\$22,768	\$23,644	\$23,644	\$0	\$0		\$909.38	\$909.38	
ADMINISTRATIVE ASSISTANT	F.S.	1	\$22,945	\$22,095	\$22,095	\$22,945	\$22,945	\$0	\$0		\$882.50	\$882.50	
ANIMAL CONTROL OFFICER	F.S.	1	\$23,644	\$22,768	\$22,768	\$23,644	\$23,644	\$0	\$0		\$909.38	\$909.38	
ANIMAL CONTROL OFFICER	F.S.	1	\$23,644	\$22,768	\$22,768	\$23,644	\$23,644	\$0	\$0		\$909.38	\$909.38	
COMMUNICATION OPERATOR(elim)	P.S.	1	\$13,620	\$13,620	\$13,620	\$0	\$0	\$0	\$0		\$0.00	\$0.00	
COMMUNICATION OPERATOR(elim)	P.S.	1	\$13,620	\$13,620	\$13,620	\$0	\$0	\$0	\$0		\$0.00	\$0.00	
COMMUNICATION OPERATOR	F.S.	1	\$27,239	\$27,239	\$27,239		\$27,239	\$0	\$0		\$1,047.65	\$1,047.65	
COMMUNICATION OPERATOR	F.S.	1	\$27,239	\$27,239	\$27,239		\$27,239	\$0	\$0		\$1,047.65	\$1,047.65	
COMMUNICATION OPERATOR	F.S.	1	\$27,239	\$27,239	\$27,239		\$27,239	\$0	\$0		\$1,047.65	\$1,047.65	
COMMUNICATION OPERATOR	F.S.	1	\$27,239	\$27,239	\$27,239		\$27,239	\$0	\$0		\$1,047.65	\$1,047.65	
COMMUNICATION OPERATOR	F.S.	1	\$27,239	\$27,239	\$27,239		\$27,239	\$0	\$0		\$1,047.65	\$1,047.65	
COMMUNICATION OPERATOR	F.S.	1	\$27,239	\$27,239	\$27,239		\$27,239	\$0	\$0		\$1,047.65	\$1,047.65	
COMMUNICATION OPERATOR	F.S.	1	\$27,239	\$27,239	\$27,239		\$27,239	\$0	\$0		\$1,047.65	\$1,047.65	
COMMUNICATION OPERATOR	F.S.	1	\$27,239	\$27,239	\$27,239		\$27,239	\$0	\$0		\$1,047.65	\$1,047.65	
COMMUNICATION OPERATOR	F.S.	1	\$27,239	\$27,239	\$27,239		\$27,239	\$0	\$0		\$1,047.65	\$1,047.65	
COMMUNICATION OPERATOR	F.S.	1	\$27,239	\$27,239	\$27,239		\$27,239	\$0	\$0		\$1,047.65	\$1,047.65	
COMMUNICATION OPERATOR	F.S.	1	\$27,239	\$27,239	\$27,239		\$27,239	\$0	\$0		\$1,047.65	\$1,047.65	
COMMUNICATION OPERATOR	F.S.	1	\$27,239	\$27,239	\$27,239		\$27,239	\$0	\$0		\$1,047.65	\$1,047.65	
COMMUNICATION OPERATOR	F.S.	1	\$27,239	\$27,239	\$27,239		\$27,239	\$0	\$0		\$1,047.65	\$1,047.65	
COMMUNICATION OPERATOR	F.S.	1	\$27,239	\$27,239	\$27,239		\$27,239	\$0	\$0		\$1,047.65	\$1,047.65	
COMMUNICATION OPERATOR	F.S.	1	\$27,239	\$27,239	\$27,239		\$27,239	\$0	\$0		\$1,047.65	\$1,047.65	
COMMUNICATION OPERATOR	F.S.	1	\$27,239	\$27,239	\$27,239		\$27,239	\$0	\$0		\$1,047.65	\$1,047.65	
COMMUNICATION OPERATOR	F.S.	1	\$27,239	\$27,239	\$27,239		\$27,239	\$0	\$0		\$1,047.65	\$1,047.65	
COMMUNICATION OPERATOR	F.S.	1	\$27,239	\$27,239	\$27,239		\$27,239	\$0	\$0		\$1,047.65	\$1,047.65	
COMMUNICATION OPERATOR	F.S.	1	\$27,239	\$27,239	\$27,239		\$27,239	\$0	\$0		\$1,047.65	\$1,047.65	
COMMUNICATION OPERATOR	F.S.	1	\$27,239	\$27,239	\$27,239		\$27,239	\$0	\$0		\$1,047.65	\$1,047.65	
COMMUNICATION OPERATOR	F.S.	1	\$27,239	\$27,239	\$27,239		\$27,239	\$0	\$0		\$1,047.65	\$1,047.65	
COMMUNICATION OPERATOR	F.S.	1	\$27,239	\$27,239	\$27,239		\$27,239	\$0	\$0		\$1,047.65	\$1,047.65	
COMMUNICATION OPERATOR	F.H.	1	\$27,239	\$27,239	\$27,239		\$27,239	\$0	\$0		\$1,047.65	\$1,047.65	
COMMUNICATION OPERATOR	F.H.	1	\$27,239	\$27,239	\$27,239		\$27,239	\$0	\$0		\$1,047.65	\$1,047.65	
COMMUNICATION OPERATOR	F.H.	1	\$27,239	\$27,239	\$27,239		\$27,239	\$0	\$0		\$1,047.65	\$1,047.65	
FISCAL CLERK	F.S.	1	\$30,661	\$30,661	\$29,525	\$30,661	\$30,661	\$0	\$0		\$1,179.27	\$1,179.27	
FRONT DOOR SECURITY	F.S.	1	\$20,993	\$20,215	\$20,215	\$20,993	\$20,993	\$0	\$0		\$807.42	\$807.42	
CLERK-JUVENILE	F.S.	1	\$20,600	\$20,000	\$20,000	\$20,600	\$20,000	\$0	\$0		\$792.31	\$792.31	
CLERK-RECORDS	F.S.	1	\$20,600	\$20,000	\$20,000	\$20,600	\$20,000	\$0	\$0		\$792.31	\$792.31	
CLERK-DETECTIVE BUREAU	F.S.	1	\$20,600	\$20,000	\$20,000	\$20,600	\$20,000	\$0	\$0		\$792.31	\$792.31	
CLERK-BUREAU OF IDENTIFICATION	F.S.	1	\$20,600	\$20,000	\$20,000	\$20,600	\$20,000	\$0	\$0		\$792.31	\$792.31	
CLERK-AUTO	F.S.	1	\$20,600	\$20,000	\$20,000	\$20,600	\$20,000	\$0	\$0		\$792.31	\$792.31	
CLERK-FRONT DESK	F.S.	1	\$20,600	\$20,000	\$20,000	\$20,600	\$20,000	\$0	\$0		\$792.31	\$792.31	
SECRETARY II	F.S.	1	\$20,600	\$20,000	\$20,000	\$20,600	\$20,000	\$0	\$0		\$792.31	\$792.31	
CLERK-ANIMAL CONTROL	F.S.	1	\$20,600	\$20,000	\$20,000	\$20,600	\$20,000	\$0	\$0		\$792.31	\$792.31	
DATA ENTRY CLERK	F.S.	1	\$20,600	\$20,000	\$20,000	\$20,600	\$20,000	\$0	\$0		\$792.31	\$792.31	
DATA ENTRY CLERK	F.S.	1	\$20,600	\$20,000	\$20,000	\$20,600	\$20,000	\$0	\$0		\$792.31	\$792.31	
CUSTODIAN(eliminate)	F.S.	1	\$20,600	\$20,000	\$20,000	\$0	\$0	\$0	\$0		\$0.00	\$0.00	
CUSTODIAN(eliminate)	F.S.	1	\$20,600	\$20,000	\$20,000	\$0	\$0	\$0	\$0		\$0.00	\$0.00	
FULL-TIME SUBTOTAL		50	1,288,125	1,268,959	1,267,823	1,163,526	1,218,918	1,682	168	0	47	\$46,911.00	\$46,911.00
PART-TIME SUBTOTAL		2	27,239	27,239	27,239	0	0	0	0	0	0	\$0.00	\$0.00
TOTAL		52	1,315,364	1,296,198	1,295,062	1,163,526	1,218,918	1,682	168	0	47	\$46,911.00	\$46,911.00

CITY OF GARY 2013 SALARY BUDGET

DEPT: 258-SUPPORTIVE SERVICES
 FUND: 101-GENERAL FUND
 CITY: GARY

JOB DESCRIPTION	EMPL TYPE	EMP	ORIGINAL SALARY	APPROVED 2012 SALARY BUDGET	2012 REVISED SALARY BUDGET	PROPOSED 2013 SALARY BUDGET	2013 REDUCTIONS TO SALARY			Gary Sanitary District	EMP	PROPOSED 2013 BI-WEEKLY PAY	
				TOTAL SALARIES	TOTAL SALARIES	TOTAL SALARIES	FURLOUGH HOURS/DAYS	FURLOUGH PERIOD/DAYS	ADDTL REDUCTION			UNIT SALARY	TOTAL SALARIES
ADMINISTRATIVE SERVICES DIRECTOR	F.S.	1	\$45,423	\$43,741	\$43,741	\$43,741	\$1,682	\$168			1	\$1,747.04	\$1,747.04
ADMINISTRATIVE ASSISTANT	F.S.	1	\$33,868	\$32,614	\$32,614	\$33,868	\$0	\$0			1	\$1,302.62	\$1,302.62
ADMINISTRATIVE ASSISTANT	F.S.	1	\$31,142	\$29,889	\$29,889	\$31,142	\$0	\$0			1	\$1,197.77	\$1,197.77
ANIMAL CONTROL SUPERVISOR	F.S.	1	\$31,819	\$30,737	\$30,737	\$31,919	\$0	\$0			1	\$1,227.65	\$1,227.65
ASSISTANT SUPERVISOR	F.S.	1	\$26,008	\$25,045	\$25,045	\$26,008	\$0	\$0			1	\$1,000.31	\$1,000.31
COMMUNICATIONS SUPERVISOR	F.S.	1	\$29,055	\$29,055	\$29,055	\$29,055	\$0	\$0			1	\$1,117.50	\$1,117.50
CRIME ANALYSIS TECH	F.S.	1	\$23,643	\$22,767	\$22,767	\$23,643	\$0	\$0			1	\$909.35	\$909.35
SPECIAL POLICE I	F.S.	1	\$20,600	\$20,000	\$20,000	\$20,600	\$0	\$0			1	\$792.31	\$792.31
ANIMAL CONTROL OFFICER	F.S.	1	\$23,644	\$22,768	\$22,768	\$23,644	\$0	\$0			1	\$909.38	\$909.38
ADMINISTRATIVE ASSISTANT	F.S.	1	\$22,845	\$22,095	\$22,095	\$22,845	\$0	\$0			1	\$882.50	\$882.50
ANIMAL CONTROL OFFICER	F.S.	1	\$23,644	\$22,768	\$22,768	\$23,644	\$0	\$0			1	\$909.38	\$909.38
ANIMAL CONTROL OFFICER	F.S.	1	\$23,644	\$22,768	\$22,768	\$23,644	\$0	\$0			1	\$909.38	\$909.38
COMMUNICATION OPERATOR(elim)	P.S.	1	\$13,620	\$13,620	\$13,620	\$0	\$0	\$0			0	\$0.00	\$0.00
COMMUNICATION OPERATOR(elim)	P.S.	1	\$13,620	\$13,620	\$13,620	\$0	\$0	\$0			0	\$0.00	\$0.00
COMMUNICATION OPERATOR(elim)	F.S.	1	\$27,239	\$27,239	\$27,239	\$0	\$0	\$0			0	\$0.00	\$0.00
COMMUNICATION OPERATOR	F.S.	1	\$27,239	\$27,239	\$27,239	\$27,239	\$0	\$0			1	\$1,047.65	\$1,047.65
COMMUNICATION OPERATOR(elim)	F.S.	1	\$27,239	\$27,239	\$27,239	\$0	\$0	\$0			0	\$0.00	\$0.00
COMMUNICATION OPERATOR(elim)	F.S.	1	\$27,239	\$27,239	\$27,239	\$0	\$0	\$0			0	\$0.00	\$0.00
COMMUNICATION OPERATOR	F.S.	1	\$27,239	\$27,239	\$27,239	\$27,239	\$0	\$0			1	\$1,047.65	\$1,047.65
COMMUNICATION OPERATOR	F.S.	1	\$27,239	\$27,239	\$27,239	\$27,239	\$0	\$0			1	\$1,047.65	\$1,047.65
COMMUNICATION OPERATOR	F.S.	1	\$27,239	\$27,239	\$27,239	\$27,239	\$0	\$0			1	\$1,047.65	\$1,047.65
COMMUNICATION OPERATOR	F.S.	1	\$27,239	\$27,239	\$27,239	\$27,239	\$0	\$0			1	\$1,047.65	\$1,047.65
COMMUNICATION OPERATOR	F.S.	1	\$27,239	\$27,239	\$27,239	\$27,239	\$0	\$0			1	\$1,047.65	\$1,047.65
COMMUNICATION OPERATOR	F.S.	1	\$27,239	\$27,239	\$27,239	\$27,239	\$0	\$0			1	\$1,047.65	\$1,047.65
COMMUNICATION OPERATOR	F.S.	1	\$27,239	\$27,239	\$27,239	\$27,239	\$0	\$0			1	\$1,047.65	\$1,047.65
COMMUNICATION OPERATOR	F.S.	1	\$27,239	\$27,239	\$27,239	\$27,239	\$0	\$0			1	\$1,047.65	\$1,047.65
COMMUNICATION OPERATOR	F.S.	1	\$27,239	\$27,239	\$27,239	\$27,239	\$0	\$0			1	\$1,047.65	\$1,047.65
COMMUNICATION OPERATOR	F.S.	1	\$27,239	\$27,239	\$27,239	\$27,239	\$0	\$0			1	\$1,047.65	\$1,047.65
COMMUNICATION OPERATOR	F.S.	1	\$27,239	\$27,239	\$27,239	\$27,239	\$0	\$0			1	\$1,047.65	\$1,047.65
COMMUNICATION OPERATOR	F.S.	1	\$27,239	\$27,239	\$27,239	\$27,239	\$0	\$0			1	\$1,047.65	\$1,047.65
COMMUNICATION OPERATOR	F.S.	1	\$27,239	\$27,239	\$27,239	\$27,239	\$0	\$0			1	\$1,047.65	\$1,047.65
COMMUNICATION OPERATOR	F.S.	1	\$27,239	\$27,239	\$27,239	\$27,239	\$0	\$0			1	\$1,047.65	\$1,047.65
COMMUNICATION OPERATOR	F.S.	1	\$27,239	\$27,239	\$27,239	\$27,239	\$0	\$0			1	\$1,047.65	\$1,047.65
COMMUNICATION OPERATOR	F.S.	1	\$27,239	\$27,239	\$27,239	\$27,239	\$0	\$0			1	\$1,047.65	\$1,047.65
COMMUNICATION OPERATOR	F.S.	1	\$27,239	\$27,239	\$27,239	\$27,239	\$0	\$0			1	\$1,047.65	\$1,047.65
COMMUNICATION OPERATOR	F.S.	1	\$27,239	\$27,239	\$27,239	\$27,239	\$0	\$0			1	\$1,047.65	\$1,047.65
COMMUNICATION OPERATOR	F.S.	1	\$27,239	\$27,239	\$27,239	\$27,239	\$0	\$0			1	\$1,047.65	\$1,047.65
COMMUNICATION OPERATOR	F.S.	1	\$27,239	\$27,239	\$27,239	\$27,239	\$0	\$0			1	\$1,047.65	\$1,047.65
COMMUNICATION OPERATOR	F.S.	1	\$27,239	\$27,239	\$27,239	\$27,239	\$0	\$0			1	\$1,047.65	\$1,047.65
COMMUNICATION OPERATOR	F.H.	1	\$27,239	\$27,239	\$27,239	\$27,239	\$0	\$0			1	\$1,047.65	\$1,047.65
COMMUNICATION OPERATOR	F.H.	1	\$27,239	\$27,239	\$27,239	\$27,239	\$0	\$0			1	\$1,047.65	\$1,047.65
COMMUNICATION OPERATOR	F.H.	1	\$27,239	\$27,239	\$27,239	\$27,239	\$0	\$0			1	\$1,047.65	\$1,047.65
FISCAL CLERK	F.S.	1	\$30,661	\$30,661	\$29,526	\$30,661	\$0	\$0			1	\$1,179.27	\$1,179.27
FRONT DOOR SECURITY	F.S.	1	\$20,993	\$20,215	\$20,215	\$20,993	\$0	\$0			1	\$807.42	\$807.42
CLERK-JUVENILE	F.S.	1	\$20,600	\$20,000	\$20,000	\$20,600	\$0	\$0			1	\$792.31	\$792.31
CLERK-RECORDS	F.S.	1	\$20,600	\$20,000	\$20,000	\$20,600	\$0	\$0			1	\$792.31	\$792.31
CLERK-DETECTIVE BUREAU	F.S.	1	\$20,600	\$20,000	\$20,000	\$20,600	\$0	\$0			1	\$792.31	\$792.31
CLERK-BUREAU OF IDENTIFICATION	F.S.	1	\$20,600	\$20,000	\$20,000	\$20,600	\$0	\$0			1	\$792.31	\$792.31
CLERK-AUTO	F.S.	1	\$20,600	\$20,000	\$20,000	\$20,600	\$0	\$0			1	\$792.31	\$792.31
CLERK-FRONT DESK	F.S.	1	\$20,600	\$20,000	\$20,000	\$20,600	\$0	\$0			1	\$792.31	\$792.31
SECRETARY II	F.S.	1	\$20,600	\$20,000	\$20,000	\$20,600	\$0	\$0			1	\$792.31	\$792.31
CLERK-ANIMAL CONTROL	F.S.	1	\$20,600	\$20,000	\$20,000	\$20,600	\$0	\$0			1	\$792.31	\$792.31
DATA ENTRY CLERK	F.S.	1	\$20,600	\$20,000	\$20,000	\$20,600	\$0	\$0			1	\$792.31	\$792.31
DATA ENTRY CLERK	F.S.	1	\$20,600	\$20,000	\$20,000	\$20,600	\$0	\$0			1	\$792.31	\$792.31
CUSTODIAN(eliminate)	F.S.	1	\$20,600	\$20,000	\$20,000	\$0	\$0	\$0			0	\$0.00	\$0.00
CUSTODIAN(eliminate)	F.S.	1	\$20,600	\$20,000	\$20,000	\$0	\$0	\$0			0	\$0.00	\$0.00
FULL-TIME SUBTOTAL		60	1,288,126	1,268,959	1,267,823	1,163,526	1,682	168	0	0	45	\$44,815.69	\$44,815.69
PART-TIME SUBTOTAL		2	27,239	27,239	27,239	0	0	0	0	0	0	\$0.00	\$0.00
TOTAL		62	1,315,364	1,296,198	1,295,062	1,163,526	1,682	168	0	0	45	\$44,815.69	\$44,815.69